

ThoughtWorks®

CODECEPTJS

关于我

姚平平

ThoughtWorks软件质量咨询师。
精通多种前端自动化测试框架，
Mobile自动化测试以及**API**测试，
善于基于项目的实际情况，定制
化测试策略



AGENDA

■ WEB


■ CODECEPTJS

■ CODECEPTJS

■ DEMO

WEB 自动化测试工具选型

-
-
-
-
-
-



什么是 CODECEPTJS ?



CodeceptJS

NODEJS

API.

- webdriverIO
- protractor
- selenium webdriver
- Nightmare
- FileSystem



Features Business Explore Marketplace Pricing

This repository Search

Sign in or Sign up

Codeception / CodeceptJS

Watch 62

Star 1,216

Fork 154

Code

Issues 107

Pull requests 6

Insights

Modern Era Acceptance Testing Framework for NodeJS <http://codecept.io>

codeceptjs

webdriverio

selenium-webdriver

protractor

nightmare

acceptance-testing

end-to-end-testing

nodejs

pageobject

bdd-style

675 commits

10 branches

21 releases

79 contributors

MIT

Branch: master

New pull request

Find file

Clone or download

BorisOsipov committed with DavertMik Fix an error with wrong variable name in seeNumberOfVisibleElements(...) Latest commit ba92e1b 10 hours ago

bin	Run and run-multiple commands refactored (#466)	3 months ago
docker	Update to docker files (#510)	2 months ago
docs	Data Management (#333)	2 days ago
examples	preparing 0.6.3 release	a month ago
lib	Fix an error with wrong variable name in seeNumberOfVisibleElements(...)	10 hours ago
test	Data Management (#333)	2 days ago
translations	Added method to nightmare helper to trigger electron mouse events (#553)	6 days ago
.editorconfig	initial	2 years ago
.eslintrc	Async step hooks (#360)	6 months ago
.gitattributes	initial	2 years ago

CODECEPTJS 的特点

- Mocha
-
- API
-
- protractor
- Nightmare webdriverio
- PageObject, Page Fragment,
- StepObject
- ES6



快速安装

codeceptjs NODEJS >6.9.5



```
npm install codeceptjs -g  
npm install codeceptjs --save
```




Helper,

```
npm install webdriverio -g  
npm install webdriverio --save
```



selenium-standalone PhantomJS

```
npm install selenium-standalone -g  
selenium-standalone install
```



使用命令进行初始化

```
codeceptjs init
```

```
codecept.json
```

```
{  
  "tests": ".*_test.js",  
  "timeout": 10000,  
  "output": "./output",  
  "helpers": {},  
  "include": {  
    "I": "./steps_file.js"  
  },  
  "bootstrap": false,  
  "teardown": null,  
  "mocha": {},  
  "name": "codeceptPractice"  
}
```

```
Installing  
? Where are your tests?  
? What helper do you want to use?  
? Where should output be stored?  
? Would you like to generate a test file?  
? Do you want to use the default configuration?  
> English  
pt-BR  
ru-RU  
it-IT  
pl-PL
```

```
codeceptKnowledge/codeceptExample  
stored? ./output  
s? Yes  
arrow keys)
```



helper I actor I
API I

```
'use strict';
```

```
module.exports = function() {  
  return actor({  
  
  });  
}
```

```
I.amOnPage('/login');
```

```
I.see('Sign in to GitHub')
```

使用命令来生成测试脚本



```
codeceptjs gt
```



```
codeceptjs list
```

```
helper
```

```
API
```

```
I
```

```
Feature('sign in github');
```

```
Scenario('test something', (I) => {
```

```
});
```



使用命令来生成进行重构

- Page Object

```
codeceptjs gpo
```

- `iframe` . `within` Page Object

```
codeceptjs go -type fragment
```

- StepObject

```
codeceptjs go -type step
```



使用命令运行测试

■ codecept.json

```
codeceptjs run
```

■

```
codeceptjs run --reporter/steps/debug/grep/verbose
```

```
codeceptjs run-multiple keyword
```



测试报告

- CLI codeceptjs run - -steps
- XML , mocha-junit-reporter
- HTML mochawesome , XML HTML
codeceptjs run - -reporter

GitHub

/examples/github_test.js



🕒 6.478 s 📄 3 ✓ 2 ✗ 1 || 0

Tests

✓ search [Show Code](#) | 3.655 s

✓ signin [Show Code](#) | 1.822 s

✗ register [Show Code](#) | 1.1 s

Error: Field q not found by name|text|CSS|XPath

[Show Stack](#)

```
Field q not found by name|text|CSS|XPath
```

```
Scenario Steps:
```

```
- Within .js-signup-form: I.fillField("q", "aaa") at examples/github_test.js:29:7
- Within .js-signup-form: I.fillField("user[password]", "user@user.com") at examples/github_test.js:28:7
- Within .js-signup-form: I.fillField("user[email]", "user@user.com") at examples/github_test.js:27:7
- Within .js-signup-form: I.fillField("user[login]", "User") at examples/github_test.js:26:7
```

multiple basic

```
{  
  "output": "./output",  
  "helpers": {  
    "WebDriverIO": {  
      "url": "http://localhost:8080/",  
      "browser": "firefox",  
      "restart": false,  
      "windowSize": "maximize"  
    }  
  },  
  "include": {  
    "I": "./steps_file.js",  
    "customerPage": "./pages/customer.js",  
    "productPage": "./pages/product.js"  
  }  
}
```

Project Structure

- codeceptWebdriverIO ~/yaopingping/QAS
 - .idea
 - image
 - mochawesome-report
 - node_modules library root
 - output
 - pages
 - customer.js
 - product.js
 - .gitignore
 - codecept.json
 - Customer_test.js
 - package.json
 - package-lock.json
 - Product_test.js
 - steps_file.js
- External Libraries

Terminal

```
+ → codeceptWebdriverIO git:(master) x
```

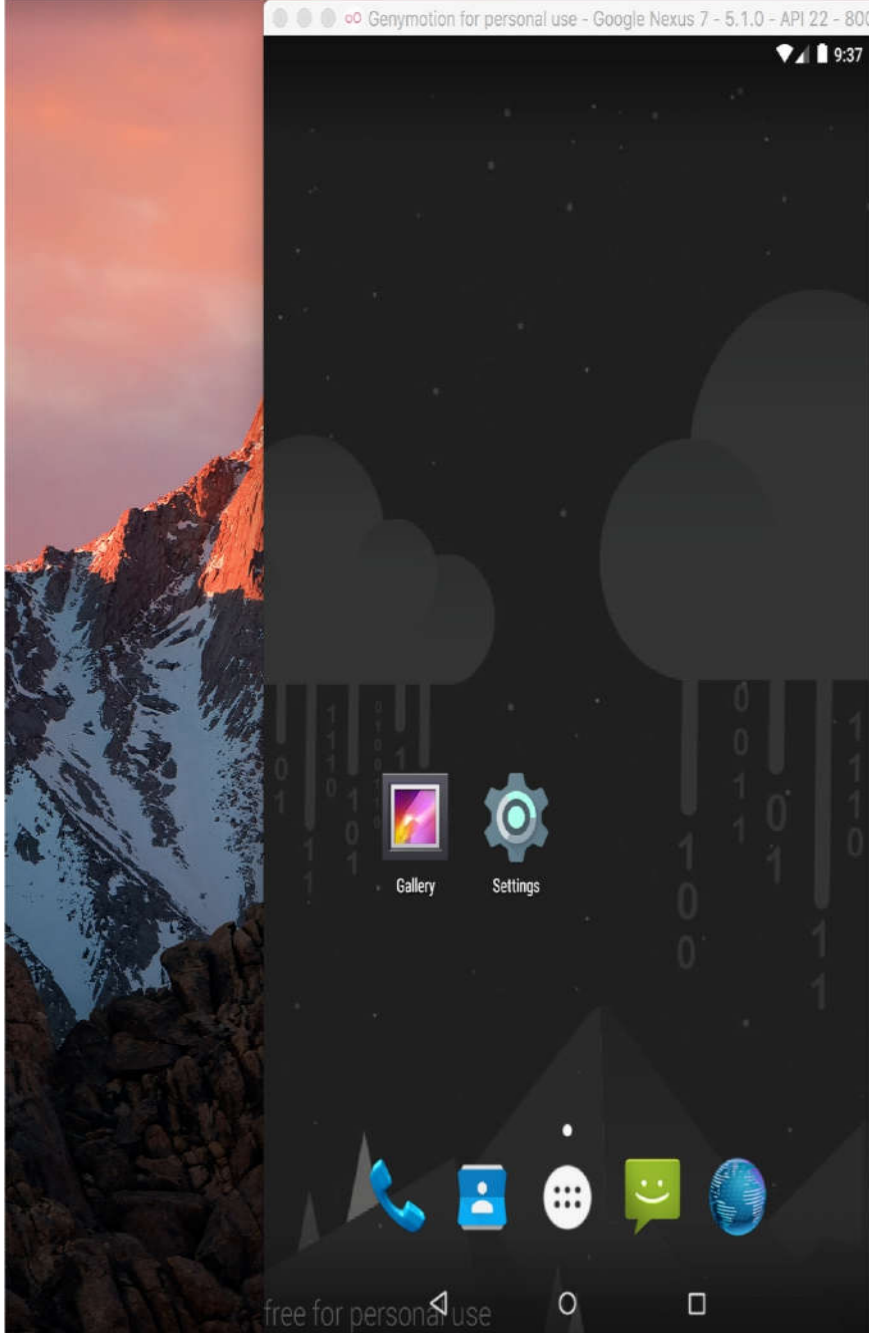




CodeceptJS + Appium
webdriverio.

Mobile web

Appium helper



```
Appium
[Appium] --browser-name => --default-capabilities '{"browserName":"Browser"}'
[Appium] --app => --default-capabilities '{"app":"browser"}'
[Appium] --full-reset => --default-capabilities '{"fullReset":true}'
[Appium] --dont-stop-app-on-reset => --default-capabilities '{"dontStopAppOnReset":true}'
[Appium] Default capabilities, which will be added to each request unless overridden by desired capabilities:
[Appium] platformName: 'Android'
[Appium] platformVersion: '3.1'
[Appium] automationName: 'Appium'
[Appium] deviceName: '192.168.58.102:5555'
[Appium] browserName: 'Browser'
[Appium] app: 'browser'
[Appium] fullReset: true
[Appium] dontStopAppOnReset: true
[Appium] Appium REST http interface listener started on 0.0.0.0:4723
[HTTP] -> GET /wd/hub/status {}
[MJSONWP] Calling AppiumDriver.getStatus() with args: []
[MJSONWP] Responding to client with driver.getStatus() result: {"build": {"version": "1.5.3"...
[HTTP] <- GET /wd/hub/status 200 17 ms - 83
```

与PROTRACTOR进行对比

```
it('should create todo item', function() {
  browser.get("http://todomvc.com/examples/angularjs/#/");
  expect(element(by.css("#todo-count")).isPresent()).toBeFalsy();
  var inputField = element(by.model("newTodo"));
  inputField.sendKeys("Write a guide");
  inputField.sendKeys(protractor.Key.ENTER);
  var todos = element.all(by.repeater("todo in todos"));
  expect(todos.last().getText()).toEqual("Write a guide");
  element(by.css("#todo-count")).getText().toContain('1 items left');
});
```

Protractor

```
Scenario('create todo item', (I) => {
  I.amOnPage('/');
  I.dontSeeElement('#todo-count');
  I.fillField({model: 'newTodo'}, 'Write a guide');
  I.pressKey('Enter');
  I.see('Write a guide', {repeater: "todo in todos"});
  I.see('1 item left', '#todo-count');
});
```

codeceptjs

CodeceptJS

CodeceptJS:



参考资料



文档

- <http://codecept.io/>
- <https://github.com/codeception/codeceptjs/>
- <http://devdocs.io/codeceptjs/>

问题讨论组



- <https://twitter.com/codeceptjs?lang=en>
- <https://stackoverflow.com/questions/tagged/codeceptjs>

THANK YOU

ThoughtWorks®