

效率的抉择：用 Kotlin 做Android开发

Bennyhuo

个人简介

- 霍丙乾, Bennyhuo ,
- 就职于腾讯地图
- Github: <https://github.com/enbandari>
- Kotlin 微信公众号
- Kotlin 社区 : <https://kotliner.cn>
- Kotlin 博客 : <https://blog.kotliner.cn>

Kotlin 简介

Kotlin 的基本情况



Kotlin 的基本情况



Kotlin 的基本情况



[Andrey Breslav](#)



[Hadi Hariri](#)

Kotlin 的基本情况



Kotlin 的基本情况



Kotlin 的基本情况



100% 兼容 Java

Kotlin 的基本情况



Kotlin 的基本情况



Kotlin 的基本情况



Android 官方开发语言

Kotlin 的基本情况



Kotlin 的基本情况



Kotlin 的基本情况



正式支持 JavaScript Target

Kotlin 的基本情况



Kotlin 的基本情况



Kotlin 的基本情况



Native Target 预览版 0.4

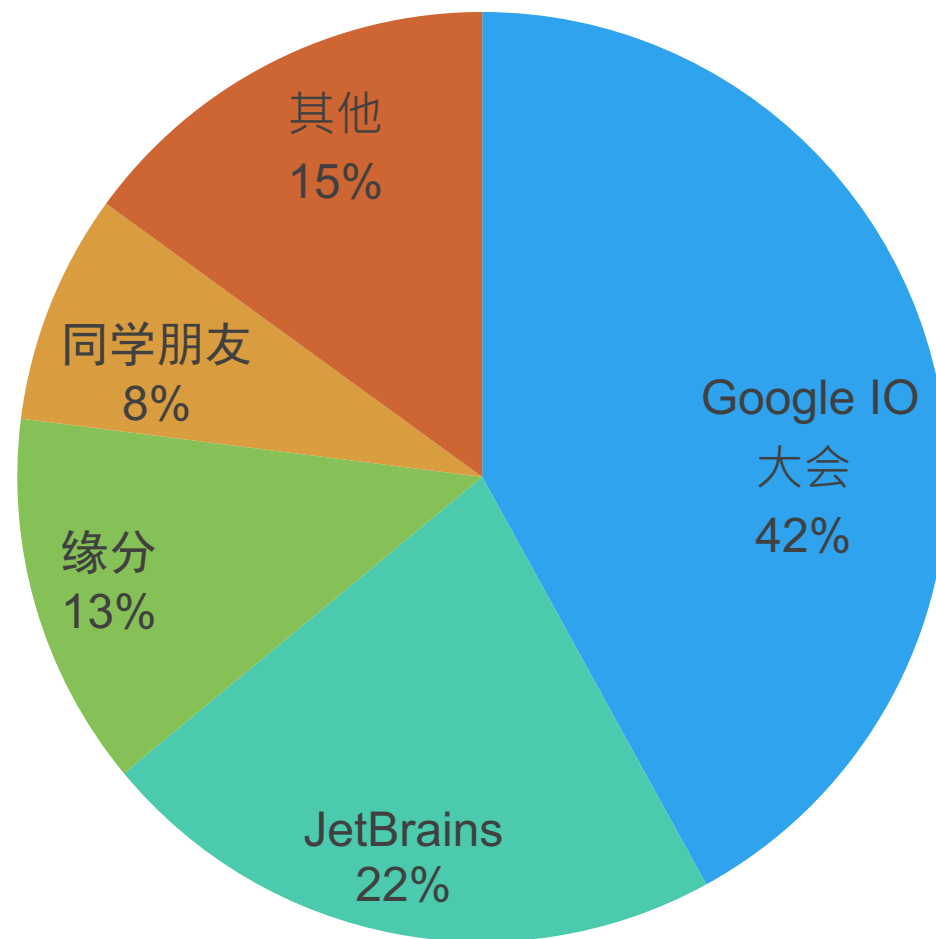
Kotlin 的基本情况



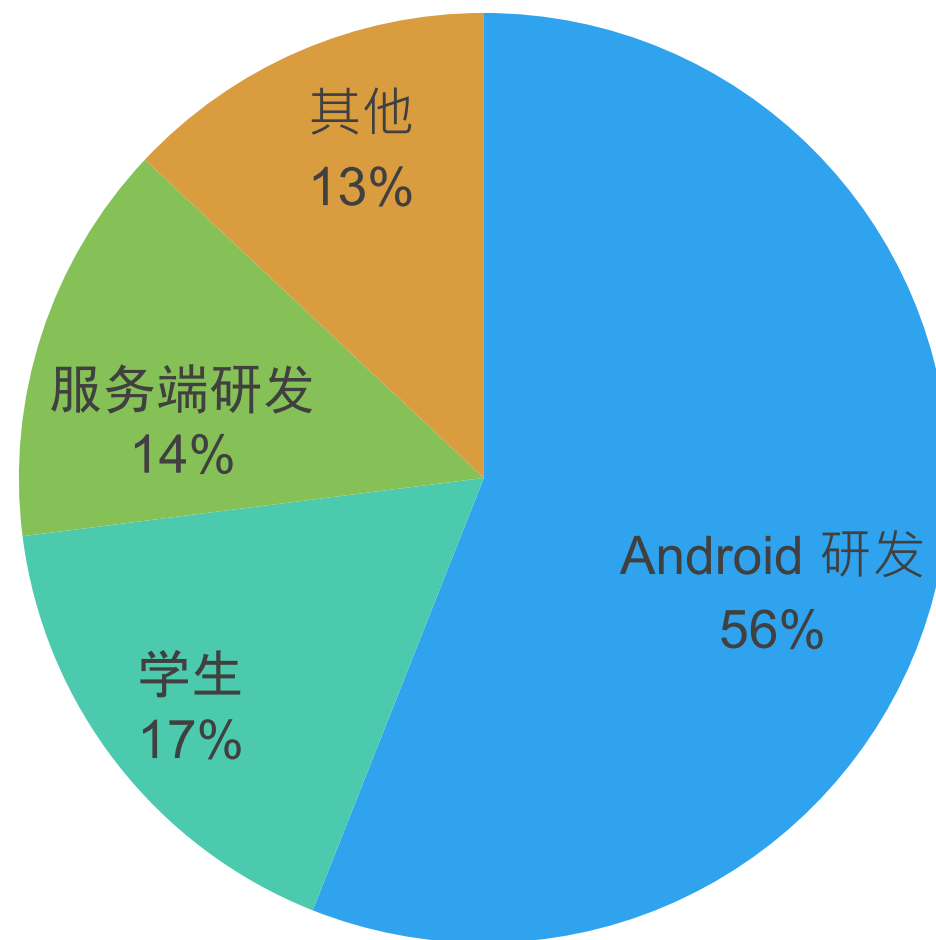
Kotlin 的基本情况



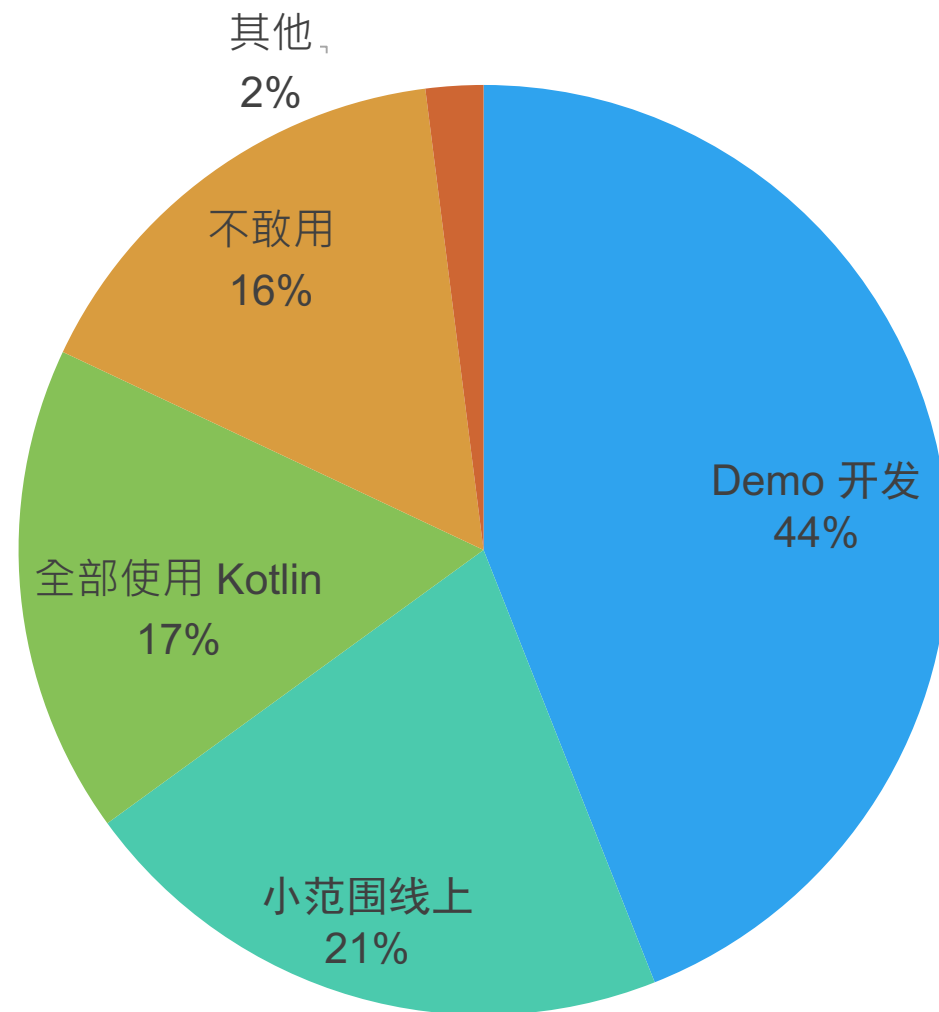
你是如何认识 Kotlin 的？



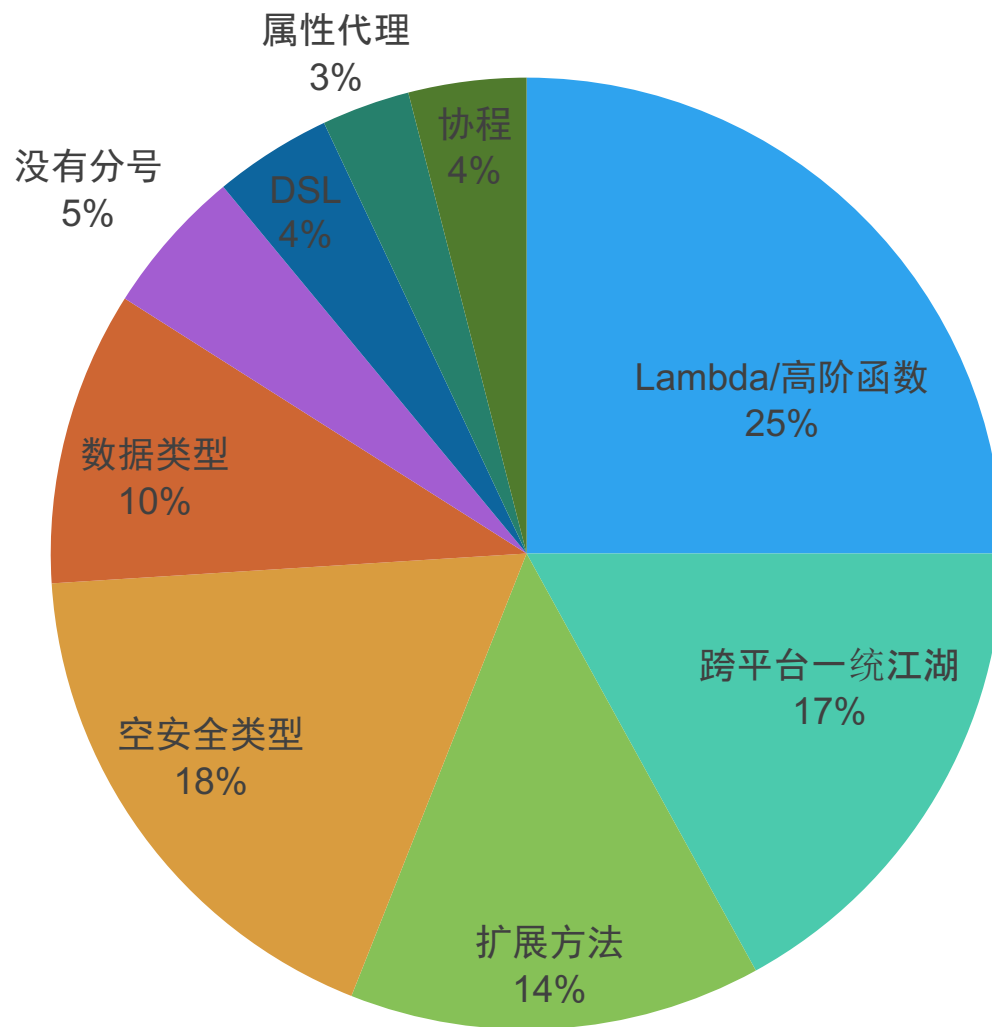
你从事何种职业？



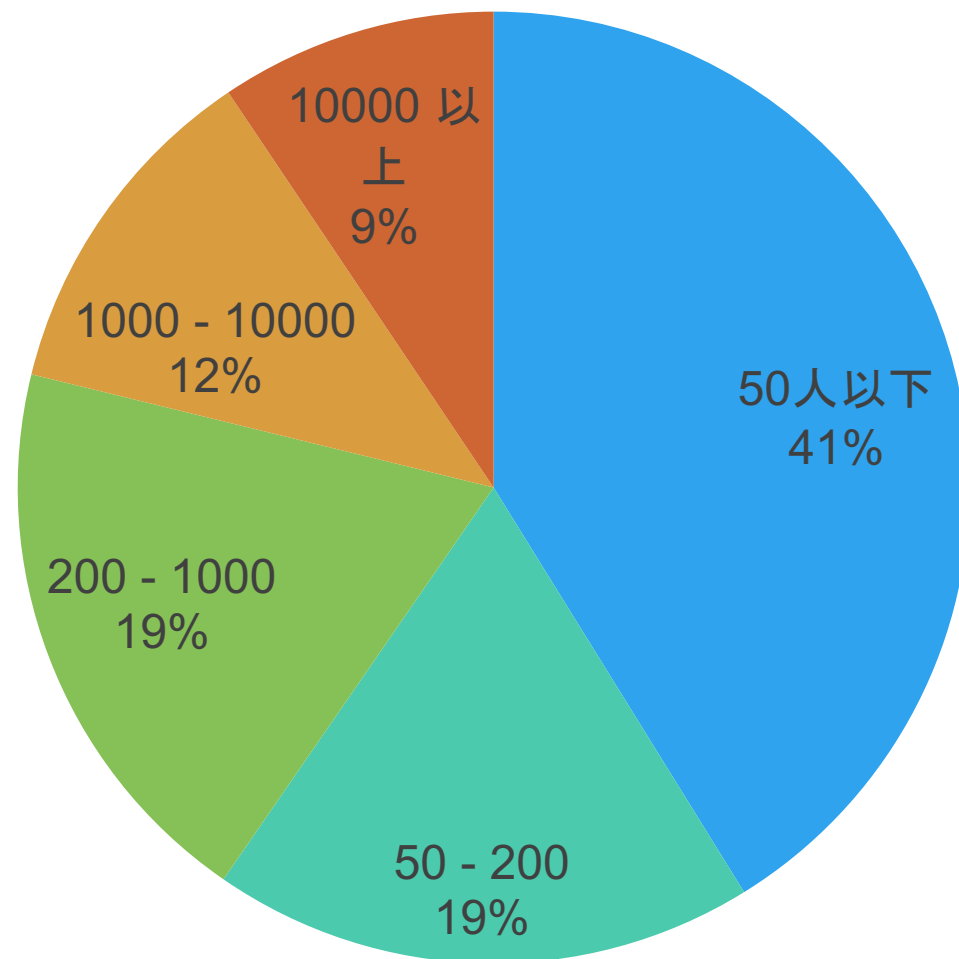
你或者你所在的项目如何使用 Kotlin 的？



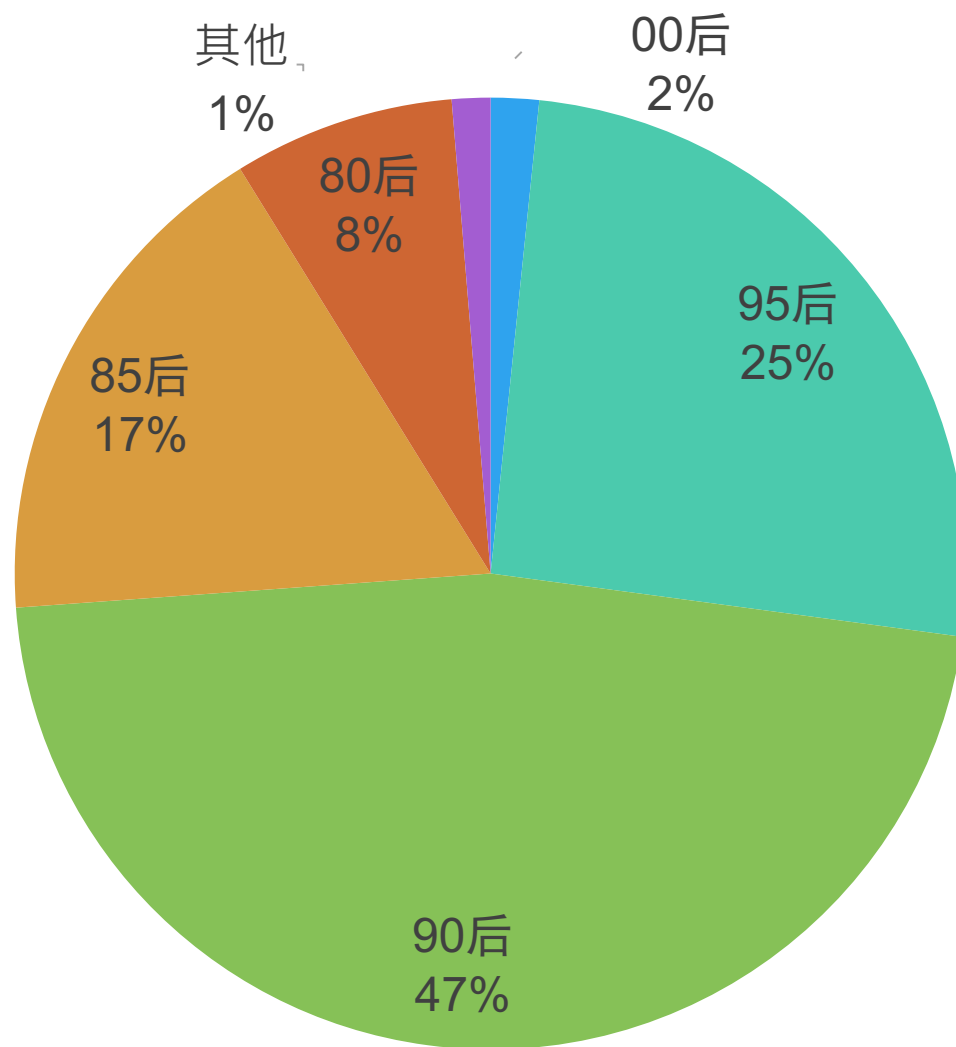
你觉得 Kotlin 最吸引你的特性是什么？



你所在的公司人数？



你的年龄范围？





Kotlin

高端大气上档次



Gender

7

Age



Tiger



Scorpio



Birthday

年轻

有实力

有潜力

爸爸有钱

宗里有地

相关资料

Android developer

- 地址：<https://developer.android.com/kotlin/index.html>

Kotlin and Android

Kotlin is now an official language on Android. It's expressive, concise, and powerful. Best of all, it's interoperable with our existing Android languages and runtime.

GET STARTED

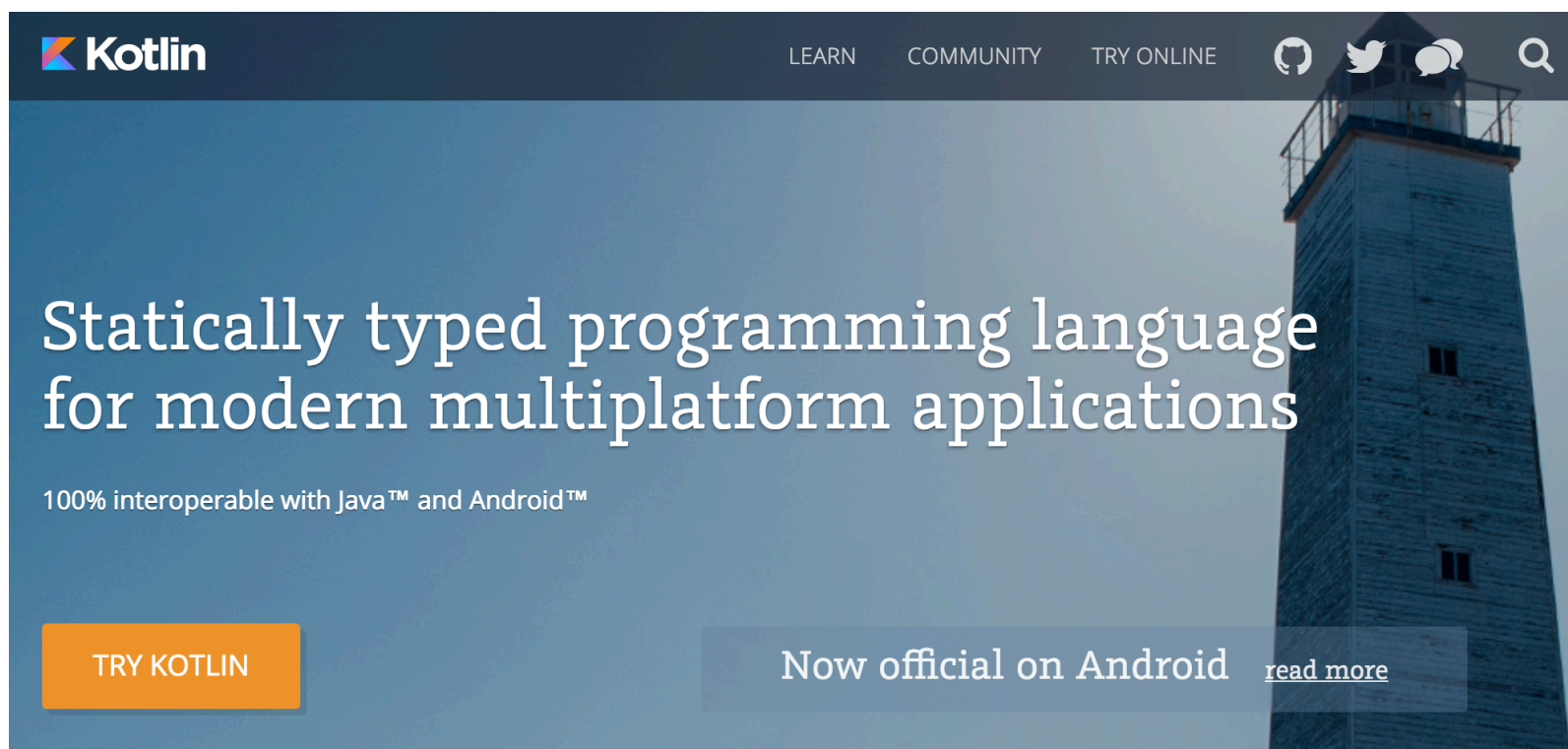


Modern. Expressive. Safe.

Kotlin is concise while being expressive. It contains safety features for nullability and immutability, to make your Android apps healthy and performant by default.

Kotlin 官网

- 地址：<http://kotlinlang.org/>



Kotlin 官网 (中文版)

- 地址：<https://www.kotlincn.net/>



Kotlin 论坛

- 地址 : <https://discuss.kotlinlang.org/>

The screenshot shows the Kotlin forum interface. At the top is a dark blue header with the Kotlin logo. Below it are navigation tabs: 'all categories', 'Latest' (highlighted in red), 'New (4)', 'Unread (4)', 'Top', and 'Categories'. The main content area displays a list of topics with columns for 'Topic', 'Category', and 'Users'. The first topic is a pinned post titled 'Welcome to the Kotlin Discussions powered by Discourse'. The second topic is 'When with "less than"'. The third topic is 'Kapt "IllegalStateException: failed to analyze" when encountering a large amount of errors', categorized under 'Android'. The fourth topic is 'Companion Functions', marked as 'new', and categorized under 'Language Design'.

Topic	Category	Users
Welcome to the Kotlin Discussions powered by Discourse Welcome to the community of Kotlin users, contributors and developers. [image]		
When with "less than"		
Kapt "IllegalStateException: failed to analyze" when encountering a large amount of errors	Android	
Companion Functions • new	Language Design	

Kotlin 论坛 (中文版)

- 地址 : <https://kotliner.cn/>

 Kotlin CHINA [论坛](#) [Wiki](#) [博客](#) [中文站](#)

[注册](#) [登录](#)

KOTLIN CHINA 上线了!



[【视频】 Kotlin 入门到进阶](#) →



[Kotlin for Android Dev](#) →



[社区博客](#) →



[中文站](#) →

[精品](#) [最新发布](#) [问答](#) [原创](#) [转载](#) [站务](#) [翻译](#)

admin 发布于 4 个月前



【专题】 Kotlin for Android Developer

[转载](#) #Kotlin-for-Android-Dev

0



最后由 admin 更新于 4 个月前

admin 发布于 4 个月前

[发布新话题](#)

网站通告

Kotlin-CN

Kotlin 博客

- 地址 : <https://blog.jetbrains.com/kotlin>

The screenshot shows the Kotlin Blog website. The header includes the Kotlin logo and 'KOTLIN BLOG', with navigation links for 'CONFERENCE', 'KOTLIN HOME PAGE', 'TWITTER', and 'SLACK'. The main article is titled 'Kotlin 1.1.60 is out', posted on November 13, 2017, by Dmitry Jemerov. The article text states: 'We're happy to announce the release of Kotlin 1.1.60, a new bugfix and tooling update for Kotlin 1.1. This update:'. A bulleted list follows, detailing new features and improvements. To the right, there is a search bar and a section for 'Tweets about kotlin' featuring two tweets from user Yan (@yahih).

KOTLIN BLOG CONFERENCE KOTLIN HOME PAGE TWITTER SLACK

Kotlin 1.1.60 is out

Posted on November 13, 2017 by Dmitry Jemerov

We're happy to announce the release of Kotlin 1.1.60, a new bugfix and tooling update for Kotlin 1.1. This update:

- Adds experimental support for Kotlin/JS incremental compilation
- Adds new features to JSR-305 custom nullability annotations support
- Brings a lot of bug fixes in the automatic `Parcelable` implementation generator and provides it with IDE support
- Improves Gradle incremental builds
- Introduces new inspections, performance improvements and bug fixes in the IntelliJ plugin

The update is compatible with all versions of IntelliJ IDEA from 2016.3 until 2017.3, as well as with Android Studio 2.3, 3.0 and 3.1 Canary.

Search

Tweets about [kotlin](#)

Yan. @yahih
"RealmでKotlinのモデルクラスを扱うときの注意点 | スマホ開発 | DoRuby" htn.to/DomzdbKu3X

Yan. @yahih
"Kotlin 便利なプラグインが2つ登"

Kotlin 博客 (中文版)

- 地址 : <https://blog.kotliner.cn/>

Kotlin China

发布中文博客, 组织中文社区线下活动

2017-09-19 · 编程语言

Kotlin 的 `val list: ArrayList<String>= ArrayList()` 居然报错 !

1 语法错误? 也许看了我们的题目, 大家还没有明白过来到底发生了什么, 那么我请大家再仔细看看: `12val list: ArrayList<String>= ArrayList()` ^ 什么地方报错呢? 就是泛型参数后面的 `>` 处。这就让人不理解了, 看上去并没有什么问题啊。我们再来看看错误提示: ...

[阅读全文...](#)

Kotlin 公众号

- 微信公众号：Kotlin



Kotlin

Kotlin & Geek

发消息

正确地使用 Kotlin 的 internal

2017年11月13日



11月，Kotlin 之月

2017年11月6日 (原创)



简单说说 Android Studio3.0的更新

2017年10月30日 (原创)



说说你和 Kotlin 的故事

2017年10月21日 (原创)

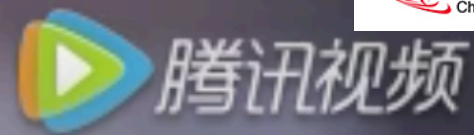


Kotlin 教学视频

- O'Reilly **Introduction to Kotlin Programming** : <http://hadihariri.com/2016/11/01/oreilly-kotlin-course/>
- O'Reilly **Advanced Kotlin Programming** : <http://hadihariri.com/2016/11/01/oreilly-kotlin-course/>
- Github **Kotlin 入门到“放弃”** : <https://github.com/enbandari/Kotlin-Tutorials>
- 慕课网 **Kotlin 入门到进阶** : <http://coding.imooc.com/class/108.html>

培训目标

- 认识 Kotlin
- 了解 Kotlin 的基本语法
- 熟悉 Kotlin 特性的一些应用场景
- 最后把培训的内容都忘了



不坏不坏 忘得真快呀

下面开始讲代码

Kotlin: So You Don't
Need A Billion Lines
Of Code To Get
Your Shit Done!

Kotlin: So You Don't
Need A Billion Lines
Of Code To Get
Your Shit Done!

KotlinConf



“

简洁，就要少写废话

”


“

高效，就要少犯错误

”

创建工程

Create New Project

 Create Android Project

Application name
My Application

Company domain
bennyhuo.com

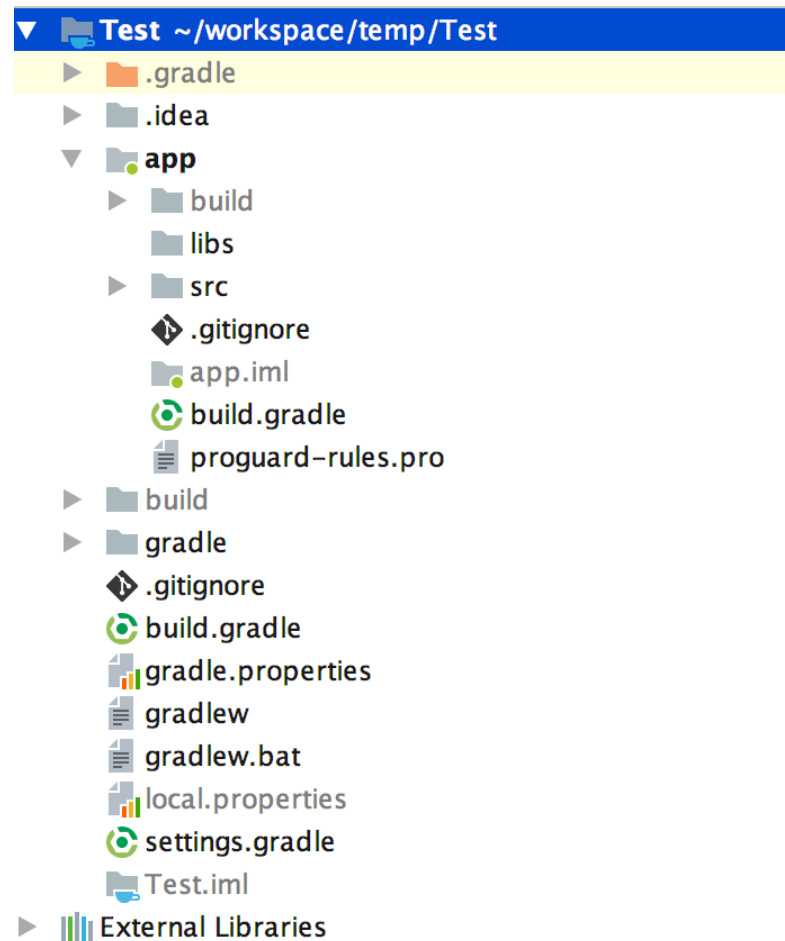
Project location
/Users/benny/workspace/temp/MyApplication ...

Package name
com.bennyhuo.myapplication Edit

Include C++ support
 Include Kotlin support

Cancel Previous **Next** Finish

创建工程



配置工程

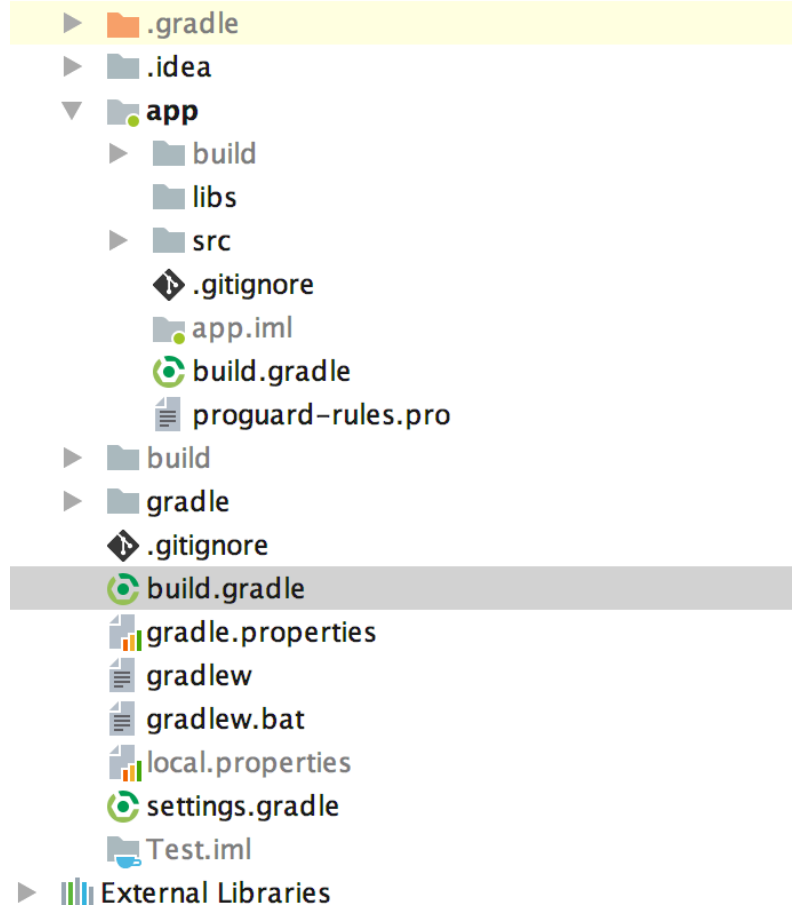
▼ Test ~/workspace/temp/Test

- ▶ .gradle
- ▶ .idea
- ▼ app
 - ▶ build
 - ▶ libs
 - ▶ src
 - ◆ .gitignore
 - ▶ app.iml
 - ▶ build.gradle
 - ▶ proguard-rules.pro
- ▶ build
- ▶ gradle
- ◆ .gitignore
- ▶ build.gradle
- ▶ gradle.properties
- ▶ gradlew
- ▶ gradlew.bat
- ▶ local.properties
- ▶ settings.gradle
- ▶ Test.iml
- ▶ External Libraries

```
buildscript {  
    ext.kotlin_version = '1.1.51'  
    repositories {  
        google()  
        jcenter()  
    }  
    dependencies {  
        classpath 'com.android.tools.build:gradle:3.0.0'  
        classpath "org.jetbrains.kotlin:kotlin-gradle-plugin:$kotlin_version"  
  
        // NOTE: Do not place your application dependencies here; they belong  
        // in the individual module build.gradle files  
    }  
}
```

配置工程

▼ Test ~/workspace/temp/Test



```
buildscript {  
    ext.kotlin_version = '1.1.51'  
    repositories {  
        google()  
        jcenter()  
    }  
    dependencies {  
        classpath 'com.android.tools.build:gradle:3.0.0'  
        classpath "org.jetbrains.kotlin:kotlin-gradle-plugin:$kotlin_version"  
  
        // NOTE: Do not place your application dependencies here; they belong  
        // in the individual module build.gradle files  
    }  
}
```

配置工程

▼ Test ~/workspace/temp/Test

- ▶ .gradle
- ▶ .idea
- ▼ app
 - ▶ build
 - ▶ libs
 - ▶ src
 - ▶ .gitignore
 - ▶ app.iml
 - build.gradle
 - proguard-rules.pro
- ▶ build
- ▶ gradle
 - ▶ .gitignore
 - build.gradle
 - gradle.properties
 - gradlew
 - gradlew.bat
 - local.properties
 - settings.gradle
 - Test.iml
- ▶ External Libraries

```
apply plugin: 'com.android.application'
```

```
apply plugin: 'kotlin-android'
```

```
android {
```

```
    ...
```

```
}
```

```
dependencies {
```

```
    implementation fileTree(dir: 'libs', include: ['*.jar'])
```

```
    implementation "org.jetbrains.kotlin:kotlin-stdlib-jre7:$kotlin_version"
```

```
    ...
```

```
}
```


配置工程

▼ Test ~/workspace/temp/Test

- ▶ .gradle
- ▶ .idea
- ▼ app
 - ▶ build
 - libs
 - ▶ src
 - ◆ .gitignore
 - app.iml
 - build.gradle
 - proguard-rules.pro
- ▶ build
- ▶ gradle
 - ◆ .gitignore
 - build.gradle
 - gradle.properties
 - gradlew
 - gradlew.bat
 - local.properties
 - settings.gradle
 - Test.iml
- ▶ External Libraries

```
apply plugin: 'com.android.application'
```

```
apply plugin: 'kotlin-android'
```

```
android {
```

```
    ...
```

```
}
```

```
dependencies {
```

```
    implementation fileTree(dir: 'libs', include: ['*.jar'])
```

```
    implementation "org.jetbrains.kotlin:kotlin-stdlib-jre7:$kotlin_version"
```

```
    ...
```

```
}
```

如何定义变量

```
int anInt = 2;
```

如何定义变量

```
val anInt: Int = 2
```

如何定义变量

```
val anInt: Int = 2
```

如何定义变量

```
val anInt = 2
```

如何定义变量

```
val anInt = 2
```

```
anInt = 3
```

如何定义变量

```
val anInt = 2
```

```
anInt = 3
```


Val cannot be reassigned

如何定义变量

```
var anInt = 2  
anInt = 3
```



如何定义变量

val anInt = 2



final int anInt = 2;

var anInt = 2



int anInt = 2;

Kotlin

Java

如何定义函数

```
void hello(int anInt){  
    System.out.println(anInt);  
}
```

如何定义函数

```
fun hello(anInt: Int): Unit{  
    println(anInt)  
}
```

如何定义函数

```
fun hello(anInt: Int): Unit{  
    println(anInt)  
}
```

如何定义函数

```
fun hello(anInt: Int) {  
    println(anInt)  
}
```

如何定义函数

```
fun hello(anInt: Int) {  
    println(anInt)  
}
```

如何定义函数

```
fun hello(anInt: Int) {  
    println(anInt)  
}
```

如何定义函数

```
fun hello(anInt: Int) {  
    println(anInt)  
}
```


如何定义函数

```
fun hello(anInt: Int) {  
    println(anInt)  
}
```

如何定义函数

```
fun hello(anInt: Int): Unit{  
    println(anInt)  
}
```

如何定义数组

```
int[] intArray = new int[5];
```

```
int[] anotherIntArray = {1,2, 3,4,5};
```

如何定义数组

```
val intArray = IntArray(5)
```

```
val anotherIntArray = intArrayOf(1, 2, 3, 4, 5)
```

如何定义数组

```
int[] intArray = new int[5];
```

如何定义数组

```
int[] intArray = new int[5];
```

```
for (int i = 0; i < intArray.length; i++) {  
    intArray[i] = i;  
}
```

如何定义数组

```
val intArray = IntArray(5){ it }
```

如何定义数组

```
val intArray = IntArray(5){ it * 2 }
```


如何操作数组

```
intArray[1] = 2;
```

```
int element3 = intArray[3] ;
```


如何操作数组

```
intArray[1] = 2
```

```
val element3 = intArray[3]
```


运算符

`intArray[1] = 2`



`intArray.set(1, 2)`

`val element3 = intArray[3]`



`val element3 = intArray.get(3)`

如果是 List、Set 呢？

运算符

```
class 逗你玩{  
    operator fun set(int: Int, value: Any){  
  
    operator fun get(int: Int) = Unit  
}
```

运算符

```
class 逗你玩{  
    operator fun set(int: Int, value: Any){  
  
        operator fun get(int: Int) = Unit  
    }  
}
```

val 逗你玩的实例 = 逗你玩()

逗你玩的实例[2] = 3

val x = 逗你玩的实例[1]

WARNING

请不要用中文编程，
不然你可能找不到工作。

数组的类型

- 基本类型的数组

- ShortArray/IntArray/LongArray/FloatArray/DoubleArray/CharArray/BooleanArray

- 其他类型数组

- **val** stringArray = Array(5){ **it**.toString()} // Array<String>
- **val** anotherStringArray = arrayOf(**hello**, **world**)
- **val** strings = arrayOfNulls<String>(5)

数组的类型

- 基本类型的数组

- ShortArray/IntArray/LongArray/FloatArray/DoubleArray/CharArray/BooleanArray

- 其他类型数组

- **val** stringArray = Array(5){ it.toString()} // Array<String>
- **val** anotherStringArray = arrayOf("hello", "world")
- **val** strings = arrayOfNulls<String>(5)

数组的类型

- 基本类型的数组

- ShortArray/IntArray/LongArray/FloatArray/DoubleArray/CharArray/BooleanArray

- 其他类型数组

- **val** stringArray = Array(5){ it.toString() } // *Array<String>*
- **val** anotherStringArray = *arrayOf*("hello", "world")
- **val** strings = *arrayOfNulls*<String>(5)

如何定义类

```
interface AnInterface{
```

```
class SuperClass{  
    public SuperClass() {  
    }  
}
```

```
class SubClass extends SuperClass implements AnInterface{  
    public SubClass() {  
        super();  
    }  
}
```

如何定义类

```
interface AnInterface
```

```
class SuperClass(){}
```

```
class SubClass : SuperClass(), AnInterface{}
```

如何定义类

```
interface AnInterface
```

```
class SuperClass{
```

```
class SubClass : SuperClass(), AnInterface{
```

如何定义类

```
interface AnInterface
```

```
class SuperClass
```

```
class SubClass : SuperClass(), AnInterface
```

如何定义类

```
interface AnInterface
```

```
class SuperClass
```

```
class SubClass : SuperClass(), AnInterface
```

This type is final, so it cannot be inherited from

如何定义类

```
interface AnInterface
```

```
open class SuperClass
```

```
class SubClass : SuperClass(), AnInterface
```

如何定义类

interface AnInterface

open class SuperClass

class SubClass : SuperClass(), AnInterface

如何实例化类

```
SubClass subClass = new SubClass();
```

如何实例化类

```
val subClass = new SubClass()
```

如何实例化类

```
val subClass = new SubClass()
```

如何实例化类

```
val subClass = SubClass()
```

如何实例化类

```
var subClass = SubClass()
```

构造方法

```
interface AnInterface
```

```
open class SuperClass
```

```
class SubClass : SuperClass(), AnInterface
```

构造方法

```
interface AnInterface
```

```
open class SuperClass( aParam: Int )
```

```
class SubClass : SuperClass( 10 ), AnInterface
```

构造方法

```
interface AnInterface
```

```
open class SuperClass(aParam: Int) {  
    init {  
        println(aParam)  
    }  
  
    val aProperty = aParam  
}
```

```
class SubClass : SuperClass(10), AnInterface
```


构造方法

```
interface AnInterface
```

```
open class SuperClass(aParam: Int) {  
    init {  
        println(aParam)  
    }  
  
    val aProperty = aParam  
}
```

```
class SubClass ( aParamForSuper: Int )  
    : SuperClass( aParamForSuper ), AnInterface
```

构造方法

```
class SubClass( val aPropertyInSub: String, aParamForSuper: Int )  
    : SuperClass( aParamForSuper ), AnInterface
```



构造方法

```
class SubClass( val aPropertyInSub: String, aParamForSuper: Int )  
    : SuperClass( aParamForSuper ), AnInterface
```

```
val subClass = SubClass("Hello", 10)
```

```
subClass.
```

v	aPropertyInSub	String
v	aProperty	Int
m	toString()	String
λ	to(that: B) for A in kotlin	Pair<SubClass, B>
m	hashCode()	Int
m	equals(other: Any?)	Boolean
v	javaClass for T in kotlin.jvm	Class<SubClass>
λ	let {...} (block: (SubClass) -> R) for T in kotlin	R
λ	apply {...} (block: SubClass.() -> Unit) for T in kotlin	SubClass
λ	also {...} (block: (SubClass) -> Unit) for T in kotlin	SubClass
λ	run {...} (block: SubClass () -> B) for T in kotlin	B

Use  to syntactically correct your code after completing (balance parentheses etc.) >> 

构造方法

```
public class Call {  
    private String callId;  
}
```

构造方法

```
public class Call {  
  
    private String callId;  
  
    public Call(String callId) {  
        this.callId = callId;  
    }  
  
}
```

构造方法

```
public class Call {  
  
    private String callId;  
  
    public Call(){  
        // 稍后再初始化 callId  
    }  
  
    public Call(String callId) {  
        this.callId = callId;  
    }  
  
}
```

构造方法

```
public class Call {  
  
    private final String callId;  
  
    public Call(String callId) {  
        this.callId = callId;  
    }  
  
}
```

构造方法

```
class Call(val callId: String)
```


构造方法

```
class Call(val callId: String){  
  
    constructor()  
  
}
```

构造方法

```
class Call(val callId: String){
```

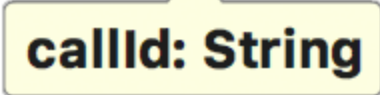
```
    constructor()
```

Primary constructor call expected

```
}
```

构造方法

```
class Call(val callId: String){  
    constructor(): this()  
}
```



构造方法

```
public ViewGroup(Context context) {  
    this(context, null);  
}
```

```
public ViewGroup(Context context, AttributeSet attrs) {  
    this(context, attrs, 0);  
}
```

```
public ViewGroup(Context context, AttributeSet attrs, int defStyleAttr) {  
    this(context, attrs, defStyleAttr, 0);  
}
```

```
public ViewGroup(Context context, AttributeSet attrs, int defStyleAttr, int defStyleRes) {  
    super(context, attrs, defStyleAttr, defStyleRes);  
    ...  
}
```



构造方法

```
public SomeViewGroup(Context context) {  
    super(context);  
    init();  
}
```

```
public SomeViewGroup(Context context, AttributeSet attrs) {  
    super(context, attrs);  
    init();  
}
```

构造方法

```
public SomeViewGroup(Context context) {  
    super(context);  
    init();  
    initData();  
}
```

```
public SomeViewGroup(Context context, AttributeSet attrs) {  
    super(context, attrs);  
    init();  
}
```

构造方法

```
public SomeViewGroup(Context context) {  
    super(context);  
    init();  
    initData();  
}
```

```
public SomeViewGroup(Context context, AttributeSet attrs) {  
    super(context, attrs);  
    init();  
    initData();  
}
```


构造方法

```
481 public SomeViewGroup(Context context) {  
482     super(context);  
485     init();  
486     initData();  
}
```

```
547 public SomeViewGroup(Context context, AttributeSet attrs) {  
548     super(context, attrs);  
549     init();  
550     initData();  
551 }
```

方法重载

```
public interface List<E> extends Collection<E> {  
    ...  
    public E remove(int location);  
  
    public boolean remove(Object object);  
    ...  
}
```

方法重载

```
public interface List<E> extends Collection<E> {  
    ...  
    public E remove(int location);  
  
    public boolean remove(Object object);  
    ...  
}
```

```
List<Integer> integers = new ArrayList<>();
```

```
...
```

```
integers.remove(2);
```

方法重载

```
public interface List<E> extends Collection<E> {  
    ...  
    public E remove(int location);  
  
    public boolean remove(Object object);  
    ...  
}
```

```
val integers = ArrayList<Int>()
```

```
...
```

```
integers.removeAt(2)
```

方法重载

```
public interface List<E> extends Collection<E> {  
    ...  
    public E remove(int location);  
  
    public boolean remove(Object object);  
    ...  
}
```

```
val integers = ArrayList<Int>()
```

```
...
```

```
integers.removeAt(2)
```

默认参数

```
class SomeViewGroup(context: Context,  
                    attrs: AttributeSet?,  
                    defStyleAttr: Int,  
                    defStyleRes: Int)  
: ViewGroup(context, attrs, defStyleAttr, defStyleRes) {  
  
    init {  
        ...  
    }  
}
```

默认参数

```
class SomeViewGroup(context: Context,  
                    attrs: AttributeSet? = null,  
                    defStyleAttr: Int = 0,  
                    defStyleRes: Int = 0)  
: ViewGroup(context, attrs, defStyleAttr, defStyleRes) {  
  
    init {  
        ...  
    }  
}
```

覆写父类成员

@Override

```
protected void onResume() {  
    super.onResume();  
   .tencentMapView.onResume();  
}
```

@Override

```
protected void onPause() {  
    super.onPause();  
   .tencentMapView.onPause();  
}
```


覆写父类成员

```
public class MyMapView extends MapView {  
    ...  
    public void onResume() {  
        doSomethingOnResume();  
    }  
  
    @Override  
    public void onPause() {  
        super.onPause();  
        doSomethingOnPause();  
    }  
    ...  
}
```

覆写父类成员

```
class MyMapView(context: Context) : MapView(context) {
```

```
    fun onResume() {  
        doSomethingOnResume()  
    }
```

'onResume' hides member of supertype 'MapView' and needs 'override' modifier

```
    override fun onPause() {  
        super.onPause()  
        doSomethingOnPause()  
    }  
}
```

覆写父类成员

```
class MyMapView(context: Context) : MapView(context) {  
  
    override fun onResume() {  
        doSomethingOnResume()  
    }  
  
    override fun onPause() {  
        super.onPause()  
        doSomethingOnPause()  
    }  
}
```

属性代理

```
public class Link {  
    private double length = -1;  
  
    private List<LatLng> points;  
  
    ...  
}
```

属性代理

```
public void update(LatLng latLng){  
    ...  
    if(length == -1){  
        length = resolveLength();  
    }  
    ...  
}  
  
private double resolveLength(){  
    return ...;  
}
```

属性代理

```
public void update(LatLng latLng){  
    ...  
    double length = getLength();  
    ...  
}  
  
public double getLength(){  
    if(length == -1){  
        length = resolveLength();  
    }  
    return length;  
}  
  
private double resolveLength(){  
    return ...;  
}
```

属性代理

```
private val length by lazy {  
    resolveLength()  
}
```

```
private fun resolveLength(): Double {  
    return ...  
}
```

属性代理

```
private val length by lazy {  
    ...  
}
```


属性代理

```
private val length by lazy( SYNCHRONIZED ) {  
    ...  
}
```

属性代理

```
enum class LazyThreadSafetyMode {  
    SYNCHRONIZED,  
    PUBLICATION,  
    NONE,  
}
```

属性代理

```
inline operator fun <T> Lazy<T>.getValue(  
    thisRef: Any?,  
    property: KProperty<*>  
): T = value
```

属性代理

```
private var _value: Any? = UNINITIALIZED_VALUE
override val value: T
    get() {
        if (_value === UNINITIALIZED_VALUE) {
            _value = initializer!!()
            initializer = null
        }
        return _value as T
    }
```

属性代理

```
private var _value: Any? = UNINITIALIZED_VALUE
```

```
override val value: T
```

```
get() {
```

```
    if (_value === UNINITIALIZED_VALUE) {
```

```
        _value = initializer!!()
```

```
        initializer = null
```

```
    }
```

```
    return _value as T
```

```
}
```

```
private val length by lazy {
```

```
    ...
```

```
}
```

属性代理

```
public interface ReadWriteProperty<in R, T> {  
    public operator fun getValue(thisRef: R, property: KProperty<*>): T  
    public operator fun setValue(thisRef: R, property: KProperty<*>, value: T)  
}
```

属性代理

```
class PropertiesDelegate <T> (val path: String): ReadWriteProperty <Any, T> {  
  
    val properties: Properties by lazy {  
        ... // 读属性  
    }  
  
    override operator fun getValue(thisRef: Any, property: KProperty<*>): T {  
        val value = properties[property.name]  
        val classOfT = property.returnType.classifier as KClass<*>  
        return if (Number::class.isSuperclassOf(classOfT)) {  
            ... // 如果是数值需要做一些转换  
        } else {  
            value  
        } as T  
    }  
  
    override operator fun setValue(thisRef: Any, property: KProperty<*>, value: T) {  
        properties[property.name] = value  
        ... // 存属性  
    }  
}
```

属性代理

```
class PropertiesDelegate (val path: String) {

    val properties: Properties by lazy {
        ... // 读属性
    }

    operator fun <T> getValue(thisRef: Any, property: KProperty<*>): T {
        val value = properties[property.name]
        val classOfT = property.returnType.classifier as KClass<*>
        return if (Number::class.isSuperclassOf(classOfT)) {
            ... // 如果是数值需要做一些转换
        } else {
            value
        } as T
    }

    operator fun <T> setValue(thisRef: Any, property: KProperty<*>, value: T) {
        properties[property.name] = value
        ... // 存属性
    }
}
```


属性代理

```
abstract class AbsProperties(path: String) {  
    protected val prop = PropertiesDelegate(path)  
}
```

属性代理

```
abstract class AbsProperties(path: String) {  
    protected val prop = PropertiesDelegate(path)  
}
```

```
object MetaInfo: AbsProperties("/meta.properties"){  
    val version: String by prop  
    val author: String by prop  
    val name: String by prop  
    val desc: String by prop  
}
```

属性代理

```
object MetaInfo: AbsProperties("/meta.properties"){  
    val version: String by prop  
    val author: String by prop  
    val name: String by prop  
    val desc: String by prop  
}
```

version=1.0-SNAPSHOT

author=bennyhuo@kotliner.cn

name=QCloudImageUploader

desc=方便地批量上传指定目录的图片到腾讯云的免费 50G 图床

属性代理

link: <<https://api.github.com/user/repos?page=2>>; rel="next",
<<https://api.github.com/user/repos?page=5>>; rel="last"

属性代理

link: <<https://api.github.com/user/repos?page=2>>; rel="next",
<<https://api.github.com/user/repos?page=5>>; rel="last"

属性代理

```
map["next"] = "https://api.github.com/user/repos?page=2"
```

```
map["last"] = "https://api.github.com/user/repos?page=5"
```

属性代理

`map["next"] = "https://api.github.com/user/repos?page=2"`

`map["last"] = "https://api.github.com/user/repos?page=5"`

`map["first"] = "https://api.github.com/user/repos?page=1"`

`map["prev"] = "https://api.github.com/user/repos?page=1"`

属性代理

```
class GitHubPaging{  
    val isLast: Boolean = ?  
    val isFirst: Boolean = ?  
    val hasPrev: Boolean = ?  
    val hasNext: Boolean = ?  
    operator fun get(key: String): String?{  
        return ?  
    }  
}
```


属性代理

```
class GitHubPaging{  
    val first: String? = ?  
    val last: String? = ?  
    val next: String? = ?  
    val prev: String? = ?  
    val isLast: Boolean = ?  
    val isFirst: Boolean = ?  
    val hasPrev: Boolean = ?  
    val hasNext: Boolean = ?  
}
```

属性代理

```
class GitHubPaging{  
    val first by map  
    ...  
    val isFirst  
        get() = first == null  
    ...  
}
```

参考 Kotlin 公众号文章：[用 Map 为你的属性做代理](#)

属性代理

```
object Settings {  
  
    var lastPage by pref(0)  
  
    var dayNightMode by pref(false)  
  
    var enablePush by pref(false)  
}
```

参考 Kotlin 公众号文章：[用 Map 为你的属性做代理](#)

接口代理

```
interface PageManager {  
    fun showPage(clazz: KClass<out Page>)  
  
    fun goBack()  
}
```

接口代理

```
class PageManagerImpl: PageManager{  
    override fun showPage(clazz: KClass<out Page>) {  
        ...  
    }  
  
    override fun goBack() {  
        ...  
    }  
  
    override fun dismiss() {  
        ..  
    }  
}
```

接口代理

```
abstract class AbstractPage(val pageManager: PageManager)
    : Page, PageManager {
    override fun showPage(clazz: KClass<out Page>) {
        pageManager.showPage(clazz)
    }

    override fun goBack() {
        pageManager.goBack()
    }

    override fun dismiss() {
        pageManager.dismiss()
    }
}
```

接口代理

```
abstract class AbstractPage(val pageManager: PageManager)  
    : Page, PageManager by pageManager{  
  
}
```

接口代理

```
abstract class AbstractPage(val pageManager: PageManager)  
    : Page, PageManager by pageManager
```


扩展成员

```
inline operator fun <T> Lazy<T>.getValue(  
    thisRef: Any?,  
    property: KProperty<*>  
): T = value
```

扩展成员

```
inline operator fun <T> Lazy<T>.getValue(  
    thisRef: Any?,  
    property: KProperty<*>  
): T = value
```

扩展成员

```
inline operator fun <T> Lazy<T>.getValue(  
    thisRef: Any?,  
    property: KProperty<*>  
): T = value
```

扩展成员

```
inline operator fun <T> Lazy<T>.getValue(  
    thisRef: Any?,  
    property: KProperty<*>  
) : T = value
```

扩展成员

```
public class DensityUtil {  
  
    /**  
     * 根据手机的分辨率从 dp 的单位 转成为 px(像素)  
     */  
    public static int dip2px(float dpValue) {  
        final float scale = ContextHolder.getInstance().getContext().getResources().getDisplayMetrics().density;  
        return (int) (dpValue * scale + 0.5f);  
    }  
  
    /**  
     * 根据手机的分辨率从 px(像素) 的单位 转成为 dp  
     */  
    public static int px2dip(float pxValue) {  
        final float scale = ContextHolder.getInstance().getContext().getResources().getDisplayMetrics().density;  
        return (int) (pxValue / scale + 0.5f);  
    }  
}
```

扩展成员

//returns dip(dp) dimension value in pixels

```
fun Context.dip(value: Int): Int = (value * resources.displayMetrics.density).toInt()
```

```
fun Context.dip(value: Float): Int = (value * resources.displayMetrics.density).toInt()
```

//return sp dimension value in pixels

```
fun Context.sp(value: Int): Int = (value * resources.displayMetrics.scaledDensity).toInt()
```

```
fun Context.sp(value: Float): Int = (value * resources.displayMetrics.scaledDensity).toInt()
```

//converts px value into dip or sp

```
fun Context.px2dip(px: Int): Float = px.toFloat() / resources.displayMetrics.density
```

```
fun Context.px2sp(px: Int): Float = px.toFloat() / resources.displayMetrics.scaledDensity
```

扩展成员

```
listView.scrollX = dip(2)
```

```
paint.strokeWidth = dip(2).toFloat()
```

```
paint.textSize = sp(12).toFloat()
```

扩展成员

```
logger.error("*****")
```

```
logger.error("+++++")
```


扩展成员

```
fun String.times(other: Int): String{  
    return (1..other).fold(StringBuilder()){ acc, i ->  
        acc.append(this)  
        acc  
    }.toString()  
}
```

扩展成员

```
logger.error("*****")
```

```
logger.error("+++++")
```

扩展成员

```
logger.error("*" .times(8) )
```

```
logger.error("+ " .times(8) )
```

扩展成员

```
fun String.times(other: Int): String{  
    return (1..other).fold(StringBuilder()){ acc, i ->  
        acc.append(this)  
        acc  
    }.toString()  
}
```

扩展成员

```
operator fun String.times(other: Int): String{  
    return (1..other).fold(StringBuilder()){ acc, i ->  
        acc.append(this)  
        acc  
    }.toString()  
}
```

扩展成员

```
logger.error("*" .times(8) )
```





```
logger.error("+ " .times(8) )
```

扩展成员

```
logger.error("*" * 8 )
```

```
logger.error("+ " * 8 )
```

运算符

$a + b$		<code>a.plus(b)</code>
$a - b$		<code>a.minus(b)</code>
$a * b$		<code>a.times(b)</code>
a / b		<code>a.div(b)</code>

String formattedDate

```
= new SimpleDateFormat("yyyy-MM-dd")  
    .format(new Date());
```

Java

扩展成员

```
new Date().format("yyyy-MM-dd")
```

Groovy

```
val formattedDate  
    = SimpleDateFormat("yyyy-MM-dd").format(Date())
```

Kotlin

扩展成员

```
fun Date.format(format: String) : String{  
    return SimpleDateFormat(format).format(this)  
}
```

扩展成员

```
fun Date.format(format: String) : String  
    = SimpleDateFormat(format).format(this)
```

扩展成员

```
fun Date.format(format: String)  
    = SimpleDateFormat(format).format(this)
```

```
val formattedDate  
    = SimpleDateFormat("yyyy-MM-dd").format(Date())
```

Kotlin

扩展成员

```
val formattedDate = Date().format("yyyy-MM-dd")
```


如何比较对象

```
String aString = "Hello Kotliner";
```

```
String anotherString = new String("Hello Kotliner");
```

```
System.out.println(aString == anotherString);
```

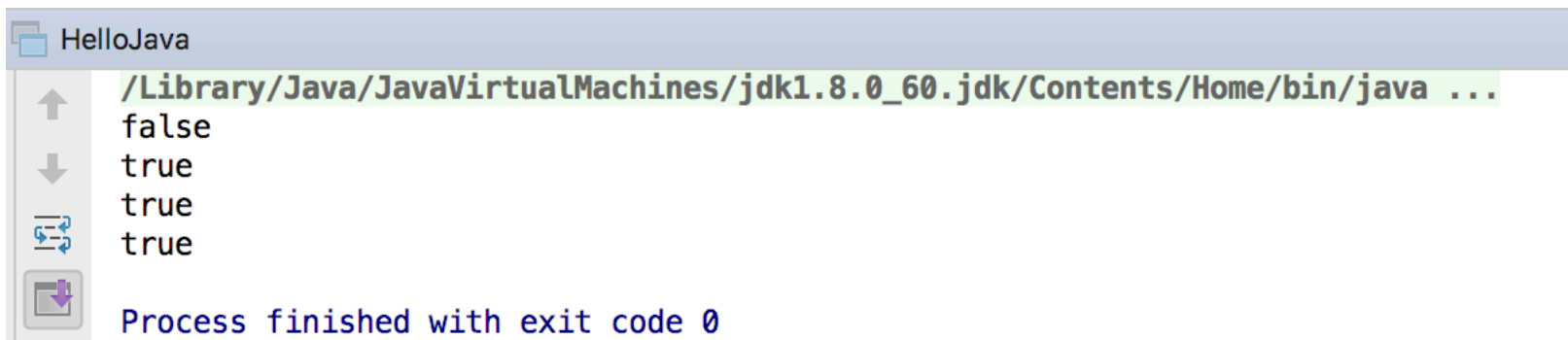
```
System.out.println(aString.equals(anotherString));
```

```
System.out.println(aString == anotherString.intern());
```

```
System.out.println(aString.equals(anotherString.intern()));
```

如何比较对象

```
String aString = "Hello Kotliner";  
String anotherString = new String("Hello Kotliner");  
System.out.println(aString == anotherString);  
System.out.println(aString.equals(anotherString));  
System.out.println(aString == anotherString.intern());  
System.out.println(aString.equals(anotherString.intern()));
```



```
HelloJava  
/Library/Java/JavaVirtualMachines/jdk1.8.0_60.jdk/Contents/Home/bin/java ...  
false  
true  
true  
true  
Process finished with exit code 0
```

如何比较对象

```
val aString = "Hello Kotliner"
```

```
val anotherString = String("Hello Kotliner")
```

如何比较对象

```
val aString = "Hello Kotliner"
```

```
val anotherString = String("Hello Kotliner")
```

None of the following functions can be called with the arguments supplied.

- String(**StringBuffer**) *defined in kotlin.text*
- String(**StringBuilder**) *defined in kotlin.text*
- String(**ByteArray**) *defined in kotlin.text*
- String(**CharArray**) *defined in kotlin.text*

如何比较对象

```
val aString = "Hello Kotliner"
```

```
val anotherString = String("Hello Kotliner".toByteArray())
```

```
println(aString === anotherString)
```

```
println(aString == anotherString)
```

```
println(aString === anotherString.intern())
```

```
println(aString == anotherString.intern())
```

如何比较对象

```
val aString = "Hello Kotliner"
```

```
val anotherString = String("Hello Kotliner").toByteArray()
```

```
println(aString === anotherString)
```

```
println(aString == anotherString)
```

```
println(aString === anotherString.intern())
```

```
println(aString == anotherString.intern())
```

如何比较对象

```
val aString = "Hello Kotliner"
```

```
val anotherString = String("Hello Kotliner").toByteArray()
```

```
println(aString === anotherString)
```

```
println(aString == anotherString)
```

```
println(aString === anotherString.intern())
```

```
println(aString == anotherString.intern())
```

如何比较对象

```
val aString = "Hello Kotliner"
```

```
val anotherString = String("Hello Kotliner").toByteArray()
```

```
println(aString === anotherString)
```

```
println(aString == anotherString)
```

```
println(aString === anotherString.intern())
```

```
println(aString == anotherString.intern())
```


如何比较对象

```
val aString = "Hello Kotliner"
```

```
val anotherString = String("Hello Kotliner".toByteArray())
```

```
println(aString === anotherString)
```


```
println(aString.equals(anotherString))
```

```
println(aString === anotherString.intern())
```

```
println(aString.equals(anotherString.intern()))
```


如何比较对象

`a == b`



`a.equals(b)`

`a === b`



`a == b`

Kotlin

Java

如何比较对象

```
var anInt = ...  
var anotherInt = ...  
if(anInt < anotherInt){  
    println("anInt < anotherInt")  
} else {  
    println("anInt > anotherInt")  
}
```

如何比较对象

```
var anInt = ...
```

```
var anotherInt = ...
```

```
if(anInt .compareTo( anotherInt ) < 0){
```




```
    println("anInt < anotherInt")
```

```
} else {
```

```
    println("anInt > anotherInt")
```

```
}
```

运算符

$a == b$		<code>a.equals(b)</code>
$a < b$		<code>a.compareTo(b) < 0</code>
$a > b$		<code>a.compareTo(b) > 0</code>

$a >= b$ 和 $a <= b$ 呢？

数据类

```
public class Link {  
    private String id;  
    private double length;  
    private String name;  
    private String attributes;  
  
    public String getId() {  
        return id;  
    }  
  
    public void setId(String id) {  
        this.id = id;  
    }  
  
    ... // Getters/Setters  
}
```

数据类

```
class Link(var id: String,  
           var length: Double,  
           var name: String,  
           var attributes: String)
```

数据类

```
data class Link(var id: String,  
                var length: Double,  
                var name: String,  
                var attributes: String)
```


数据类

```
data class Link(var id: String,  
               var length: Double,  
               var name: String,  
               var attributes: String)
```

```
val link = Link("1", 326.0, "苏州街", "01|13")
```

```
val anotherInstanceOfThisLink = link.copy()
```

数据类

```
data class Link(var id: String,  
                var length: Double,  
                var name: String,  
                var attributes: String)
```

```
val link = Link("1", 326.0, "苏州街", "01|13")
```

```
val anotherInstanceOfThisLink = link.copy()
```

```
public final Link copy(@NotNull String id,  
                       double length, @NotNull String name, @NotNull String attributes) {  
    return new Link(id, length, name, attributes);  
}
```

数据类

```
data class Link(var id: String,  
                var length: Double,  
                var name: String,  
                var attributes: String)
```

```
val link = Link("1", 326.0, "苏州街", "01|13")
```

```
val anotherInstanceOfThisLink = link.copy()
```

id: String = ..., length: Double = ..., name: String = ..., attributes: String = ...

数据类

```
data class Link(var id: String,  
               var length: Double,  
               var name: String,  
               var attributes: String)
```

```
val link = Link("1", 326.0, "苏州街", "01|13")
```

```
val anotherInstanceOfThisLink = link.copy(name = "彩和坊路")
```

数据类

```
data class Link(var id: String,  
                var length: Double,  
                var name: String,  
                var attributes: String)
```

```
val link = Link("1", 326.0, "苏州街", "01|13")
```

```
val anotherInstanceOfThisLink = link.copy(name = "彩和坊路")
```

```
val (id, length, name, attributes) = link
```

数据类

```
data class Link(var id: String,  
                var length: Double,  
                var name: String,  
                var attributes: String)
```

```
val link = Link("1", 326.0, "苏州街", "01|13")
```

```
val anotherInstanceOfThisLink = link.copy(name = "彩和坊路")
```

```
val (id, length, name, attributes) = link
```

数据类

```
data class Pair<out A, out B>(
    public val first: A,
    public val second: B) : Serializable
```

数据类

```
data class Triple<out A, out B, out C>(
    public val first: A,
    public val second: B,
    public val third: C) : Serializable
```


数据类

```
fun returnPair(): Pair<Double, Double>{  
    return 2.0 to 3.0  
}
```

数据类

```
fun returnPair(): Pair<Double, Double>{  
    return 2.0.to(3.0)  
}
```

数据类

```
fun returnPair(): Pair<Double, Double>{  
    return 2.0.to(3.0)  
}
```

```
val (first, second) = returnPair()
```

类型别名

```
public class LatLng implements Parcelable {  
    public final double latitude;  
    public final double longitude;  
    ...  
}
```

类型别名

```
data class Point(val latitude: Double, val longitude: Double)
```

类型别名

```
//data class Point(val latitude: Double, val longitude: Double)
```

```
typealias Point = LatLng
```

定义 “静态成员”

```
class Statics{  
  
}
```

定义 “静态成员”

```
class Statics{  
    companion object {  
  
    }  
}
```


定义 “静态成员”

```
class Statics{  
    companion object {  
        fun notStaticFun(){  
            println("I'm not a static method! I mean it!")  
        }  
    }  
}
```

定义 “静态成员”

```
class Statics{  
    companion object {  
        fun notStaticFun(){  
            println("I'm not a static method! I mean it!")  
        }  
        val `me2!!`: String = "Me either!"  
    }  
}
```

定义 “静态成员”

```
Statics.notStaticFun()  
println(Statics.`me2!!`)
```

定义 “静态成员”

```
fun main(args: Array<String>) {  
    Statics.notStaticFun()  
    println(Statics.`me2!!`)  
}
```

函数是 “一等公民”

```
@Override
public void onSuccess() {
    listView.post(new Runnable() {
        @Override
        public void run() {
            adapter.notifyDataSetChanged();
        }
    });
}
```

函数是“一等公民”

```
override fun onSuccess() {  
    listView.post(object: Runnable{  
        override fun run() {  
            adapter.notifyDataSetChanged()  
        }  
    })  
}
```

函数是“一等公民”

```
override fun onSuccess() {  
    listView.post( Runnable { adapter.notifyDataSetChanged() } )  
}
```

函数是 “一等公民”

```
override fun onSuccess() {  
    listView.post( { adapter.notifyDataSetChanged() } )  
}
```


函数是 “一等公民”

```
override fun onSuccess() {  
    listView.post{ adapter . notifyDataSetChanged() }  
}
```

函数是 “一等公民”

```
override fun onSuccess() {  
    listView.post( adapter :: notifyDataSetChanged )  
}
```

函数是 “一等公民”

```
override fun onSuccess() {  
    listView.post( adapter :: notifyDataSetChanged )  
}
```

action: Runnable!
action: () -> Unit!

函数是“一等公民”

```
public void notifyDataSetChanged()
```

函数是“一等公民”

```
public void notifyDataSetChanged()
```

函数是“一等公民”

```
public void notifyDataSetChanged()
```

Lambda

```
val aLambda = {  
    println("I am in a lambda!")  
}
```

Lambda

```
val aLambda = {  
    println("I am in a lambda!")  
}
```

aLambda()

```
I am in a lambda!
```

```
Process finished with exit code 0
```


Lambda

```
val aLambda = {  
    println("I am in a lambda!")  
}
```

```
aLambda.invoke()
```

```
I am in a lambda!
```

```
Process finished with exit code 0
```

Lambda

```
val aLambda = {  
    println("I am in a lambda!")  
}
```

Lambda

() → Unit

```
val aLambda = {  
    println("I am in a lambda!")  
}
```

Lambda

(Int, Int) → Int

```
val aLambda = { left: Int, right: Int ->  
    left * right  
}
```

Lambda

```
val aLambda = { left: Int, right: Int ->  
    left * right  
}
```

aLambda(2, 3)

Lambda

```
val aLambda = { left: Int, right: Int ->
  left * right
}
```

```
aLambda(2, 3).let(::println)
```

```
6
```

```
Process finished with exit code 0
```

高阶函数

```
inline fun <T, R> T.let(block: (T) -> R): R = block(this)
```

高阶函数

```
inline fun <T, R> T.let(block: (T) -> R): R = block(this)
```

```
"Hello World".let(::println)
```


高阶函数

```
inline fun <T, R> T.let(block: (T) -> R): R = block(this)
```

```
"Hello World".let(::println)
```

高阶函数

```
inline fun <T, R> Array<out T>.map(transform: (T) -> R): List<R>
```

```
inline fun <T, R> Iterable<T>.map(transform: (T) -> R): List<R>
```

高阶函数

```
inline fun <T, R> Array<out T>.map(transform: (T) -> R): List<R>
```

```
inline fun <T, R> Iterable<T>.map(transform: (T) -> R): List<R>
```

```
Array(10){ it }.map { it * 2 }.joinToString().let(::println)
```

```
List(11){ it }
```

```
.map { Math.abs(it - 5) }
```

```
.filter { it != 0 }
```

```
.map { "*" * it }.joinToString("\n").let(::println)
```

高阶函数

```
inline fun <T, R> Array<out T>.map(transform: (T) -> R): List<R>
```

```
inline fun <T, R> Iterable<T>.map(transform: (T) -> R): List<R>
```

```
Array(10){ it }.map { it * 2 }.joinToString().let(::println)
```

```
List(11){ it }
```

```
.map { Math.abs(it - 5) }
```

```
.filter { it != 0 }
```

```
.map { "*" * it }.joinToString("\n").let(::println)
```

```
0, 2, 4, 6, 8, 10, 12, 14, 16, 18
```

```
* * * * *
```

```
* * * *
```

```
* * *
```

```
* *
```

```
*
```

```
*
```

```
* *
```

```
* * *
```

```
* * * *
```

```
* * * * *
```

```
Process finished with exit code 0
```

高阶函数

```
operator fun String.times(other: Int): String{  
    return (1..other).fold(StringBuilder()){ acc, i ->  
        acc.append(this)  
        acc  
    }.toString()  
}
```

空类型安全

```
File someDir = ...;  
for (File file : someDir.listFiles()) {  
    System.out.println(file.getName());  
}
```

空类型安全

```
File someDir = new File("IAmNotADir");  
for (File file : someDir.listFiles()) {  
    System.out.println(file.getName());  
}
```

空类型安全

```
File someDir = new File("IAmNotADir");  
for (File file : someDir.listFiles()) {
```

Dereference of 'someDir.listFiles()' may produce 'java.lang.NullPointerException' [more...](#) (⌘F1)

```
}
```


空类型安全

```
val someDir = File("IAmNotADir")
```

空类型安全

```
val someDir = File("IAmNotADir")
```

```
val subFiles: Array<File>? = someDir.listFiles()
```

空类型安全

```
val someDir = File("IAmNotADir")
```

```
val subFiles: Array<File>? = someDir.listFiles()
```

subFiles.

```
λ first() for Array<out T> in kotlin.collections File  
λ first {...} (predicate: (File) -> Boolean) for Array<out T> in kotlin.... File  
λ firstOrNull {...} (predicate: (File) -> Boolean) for Array<out T> i... File?  
m hashCode() { Int  
λ forEach {...} (action: (File) -> Unit) for Array<out T> in kotlin.coll... Unit  
v indices for Array<out T> in kotlin.collections IntRange  
v lastIndex for Array<out T> in kotlin.collections Int  
λ last() for Array<out T> in kotlin.collections File  
λ last {...} (predicate: (File) -> Boolean) for Array<out T> in kotlin.... File  
v size Int  
λ all {...} (predicate: (File) -> Boolean) for Array<out T> in kot Boolean  
Dot, space and some other keys will also close this lookup and be inserted into editor π
```

```
val someDir = File("IAmNotADir")
```

```
val subFiles: Array<File>? = someDir.listFiles()
```

subFiles.

```
λ first() for Array<out T> in kotlin.collections File  
λ first {...} (predicate: (File) -> Boolean) for Array<out T> in kotlin.... File  
λ firstOrNull {...} (predicate: (File) -> Boolean) for Array<out T> i... File?  
m hashCode() { Int  
λ forEach {...} (action: (File) -> Unit) for Array<out T> in kotlin.coll... Unit  
v indices for Array<out T> in kotlin.collections IntRange  
v lastIndex for Array<out T> in kotlin.collections Int  
λ last() for Array<out T> in kotlin.collections File  
λ last {...} (predicate: (File) -> Boolean) for Array<out T> in kotlin.... File  
v size Int  
λ all {...} (predicate: (File) -> Boolean) for Array<out T> in kot... Boolean  
Dot, space and some other keys will also close this lookup and be inserted into editor π
```

空类型安全

```
val someDir = File("IAmNotADir")
```

```
val subFiles: Array<File>? = someDir.listFiles()
```

subFiles?.

v	size	Int
m	get(index: Int)	File
m	iterator()	Iterator<File>
m	set(index: Int, value: File)	Unit
m	toString()	String
λ	to(that: B) for A in kotlin	Pair<Array<File>, B>
m	hashCode()	Int
m	clone()	Array<File>
m	equals(other: Any?)	Boolean
λ	copyOf() for Array<T> in kotlin.collections	Array<File>
λ	copyOf(newSize: Int) for Array<T> in kotlin.collections	Array<File?>

Dot, space and some other keys will also close this lookup and be inserted into editor



类型智能转换

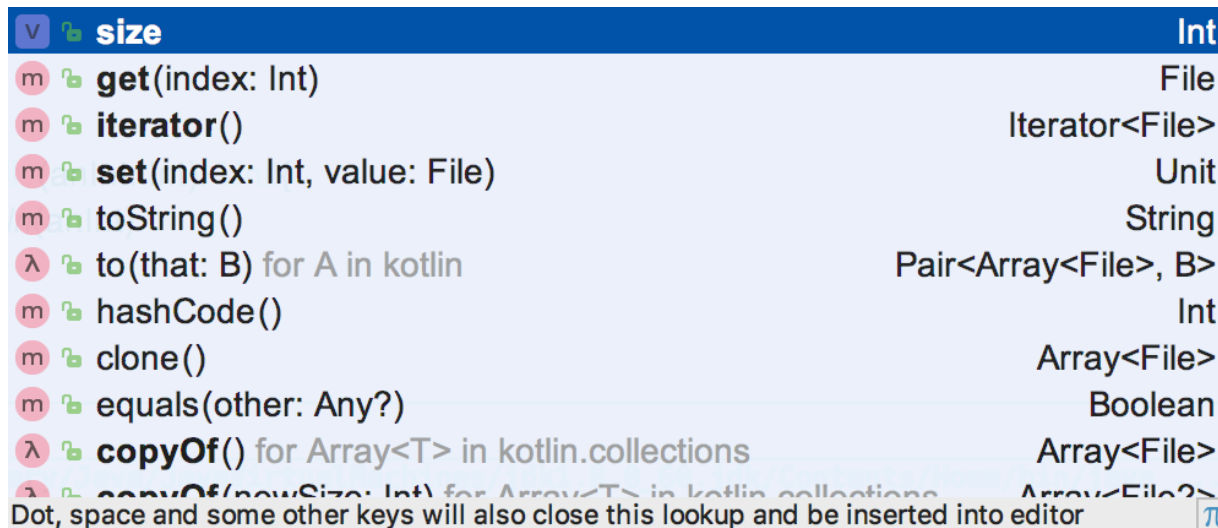
```
val someDir = File("IAmNotADir")
```

```
val subFiles: Array<File>? = someDir.listFiles()
```

```
if(subFiles != null){
```

```
    subFiles.
```

```
}
```



Property/Method	Return Type
size	Int
get(index: Int)	File
iterator()	Iterator<File>
set(index: Int, value: File)	Unit
toString()	String
to(that: B) for A in kotlin	Pair<Array<File>, B>
hashCode()	Int
clone()	Array<File>
equals(other: Any?)	Boolean
copyOf() for Array<T> in kotlin.collections	Array<File>
copyOf(newSize: Int) for Array<T> in kotlin.collections	Array<File>?

Dot, space and some other keys will also close this lookup and be inserted into editor

类型智能转换

```
val someDir = File("IAmNotADir")
```

```
val subFiles: Array<File>? = someDir.listFiles()
```

```
if(subFiles != null){
```

```
    subFiles.
```

```
}
```

智能转换为
Array<File>类型

v	size	Int
m	get(index: Int)	File
m	iterator()	Iterator<File>
m	set(index: Int, value: File)	Unit
m	toString()	String
λ	to(that: B) for A in kotlin	Pair<Array<File>, B>
m	hashCode()	Int
m	clone()	Array<File>
m	equals(other: Any?)	Boolean
λ	copyOf() for Array<T> in kotlin.collections	Array<File>
λ	copyOf(newSize: Int) for Array<T> in kotlin.collections	Array<File>?

Dot, space and some other keys will also close this lookup and be inserted into editor

类型智能转换

```
View view = ...;
TextView textView = ...;
if(view instanceof ViewGroup){
    ((ViewGroup) view).addView(textView);
}
```


类型智能转换

```
val view: View = ...  
val textView = ...  
if(view is ViewGroup) {  
    view.addView(textView)  
}
```

类型安全转换

```
val view: View = ...
```

```
val textView = ...
```

```
(view as? ViewGroup)?.addView(textView)
```

尝试转换，失败就
返回null

类型安全转换

```
val view: View = ...
```

```
ViewGroup? tView = ...
```

```
(view as? ViewGroup)?.addView(textView)
```

类型安全转换

```
val view: View = ...
```

```
ViewGroup? tView = ...
```

```
(view as? ViewGroup)?.addView(textView)
```

类型转换

```
val view: View = RelativeLayout(this)
```

```
val textView = ...
```

```
(view as? ViewGroup)?.addView(textView)
```

类型转换

```
val view: View = RelativeLayout(this)
```

```
val textView = ...
```

```
(view as ViewGroup).addView(textView)
```

Elvis 运算符

```
val view: View = ...
```

```
ViewGroup? tView = ...
```

```
(view as? ViewGroup)?.addView(textView)
```

Elvis 运算符

```
val view: View = ...
```

Unit? textView = ...

```
(view as? ViewGroup)?.addView(textView)
```


Elvis 运算符

```
val view: View = ...  
val textView = ...  
if(view is ViewGroup) {  
    view.addView(textView)  
} else {  
    ...  
}
```

Elvis 运算符

```
val view: View = ...
```

```
val textView = ...
```

```
(view as? ViewGroup)?.addView(textView)
```

Elvis 运算符

```
val view: View = ...
```

```
val textView = ...
```

```
(view as? ViewGroup)?.addView(textView) ?: toast("对不起, 我们尽力了")
```

let ... "else" ...

```
(view as? ViewGroup)?.let {  
    it.addView(view)  
}?: run {  
    toast("对不起，我们尽力了")  
}
```

let ... "else" ...

```
(view as? ViewGroup)?.let {  
    it.addView(view)  
}?: run {  
    toast("对不起，我们尽力了")  
}
```

let ... ~~"else"~~ ...

```
(view as? ViewGroup)?.let {  
    it.addView(view)  
}?.run {  
    toast("对不起，我们尽力了")  
}
```

let ... ~~"else"~~ ...

```
(view as? ViewGroup)?.let {  
    it.addView(view)  
}?.run {  
    toast("很好，我们添加了一个 View")  
}
```

泛型

```
public interface List<out E> : Collection<E> {  
    ...  
}
```


泛型

```
public interface List<out E> : Collection<E> {  
    ...  
}
```

```
public interface Comparable<in T> {  
    ...  
}
```

Reified

```
String json = ...;
```

```
Gson gson = ...;
```

```
Link link = gson.fromJson(json, Link.class);
```

Reified

```
String json = ...;
```

```
Gson gson = ...;
```

```
Link link = gson.fromJson(json, Link.class);
```

Reified

```
String json = ...;
```

```
Gson gson = ...;
```

```
Link link = gson.fromJson(json, Link.class);
```

Reified

```
public <T> T fromJson(String json){  
    return gson.fromJson(json, T.class);  
}
```

Reified

```
public <T> T fromJson(String json){  
    return gson.fromJson(json, T.class);  
}
```

Cannot select from a type variable

Reified

```
fun <T> Gson.fromJson(json: String)  
= fromJson(json, T::class.java)
```

Cannot use 'T' as reified type parameter. Use a class instead.

Reified

```
inline fun <reified T> Gson.fromJson(json: String)  
    = fromJson(json, T::class.java)
```

Reified

```
inline fun <reified T> Gson.fromJson(json: String)  
    = fromJson(json, T::class.java)
```

Reified

```
inline fun <reified T> Gson.fromJson(json: String)  
    = fromJson(json, T::class.java)
```

Reified

```
inline fun <reified T> Gson.fromJson(json: String)  
    = fromJson(json, T::class.java)
```

```
val link: Link = gson.fromJson(json)
```

Reified

```
inline fun <reified T> Gson.fromJson(json: String)  
    = fromJson(json, T::class.java)
```

```
useLink( gson.fromJson(json) )
```

```
fun useLink(link: Link){  
    ...  
}
```

受检异常

```
FileWriter fw = new FileWriter(file);  
fw.write(string, 0, string.length());  
fw.close();
```

受检异常

```
try {  
    FileWriter fw = new FileWriter(file);  
    fw.write(string, 0, string.length());  
    fw.close();  
} catch (IOException e) {  
    e.printStackTrace();  
}
```

受检异常

```
FileWriter fw = null;  
  
try {  
    fw = new FileWriter(file);  
    fw.write(string, 0, string.length());  
} catch (IOException e) {  
    e.printStackTrace();  
} finally {  
    fw.close();  
}
```


受检异常

```
FileWriter fw = null;
try {
    fw = new FileWriter(file);
    fw.write(string, 0, string.length());
} catch (IOException e) {
    e.printStackTrace();
} finally {
    try {
        fw.close();
    } catch (IOException e) {
        e.printStackTrace();
    }
}
```

受检异常

```
FileWriter fw = null;
try {
    fw = new FileWriter(file);
    fw.write(string, 0, string.length());
} catch (IOException e) {
    e.printStackTrace();
} finally {
    try {
        fw.close();
    }
}
```

Method invocation 'close' may produce 'java.lang.NullPointerException' [more...](#) (⌘F1)

```
e.printStackTrace();
```

受检异常

```
FileWriter fw = null;
try {
    fw = new FileWriter(file);
    fw.write(string, 0, string.length());
} catch (IOException e) {
    e.printStackTrace();
} finally {
    try {
        fw.close();
    } catch (Exception e) {
        e.printStackTrace();
    }
}
```

受检异常

```
FileWriter fw = null;
try {
    fw = new FileWriter(file);
    fw.write(string, 0, string.length());
} catch (Exception e) {
    e.printStackTrace();
} finally {
    try {
        fw.close();
    } catch (Exception e) {
        e.printStackTrace();
    }
}
```

受检异常

```
FileWriter fw = new FileWriter(file);  
fw.write(string, 0, string.length());  
fw.close();
```



```
FileWriter fw = null;  
try {  
    fw = new FileWriter(file);  
    fw.write(string, 0, string.length());  
} catch (Exception e) {  
    e.printStackTrace();  
} finally {  
    try {  
        fw.close();  
    } catch (Exception e) {  
        e.printStackTrace();  
    }  
}
```

受检异常

```
file.writer().use {  
    it.write(string)  
}
```

DSL

```
buildscript {  
    ext.kotlin_version = '1.1.51'  
    repositories {  
        jcenter()  
    }  
    dependencies {  
        classpath 'com.android.tools.build:gradle:2.3.0'  
        classpath "org.jetbrains.kotlin:kotlin-gradle-plugin:$kotlin_version"  
    }  
}
```

DSL

```
buildscript {  
    ext.kotlin_version = '1.1.51'  
    repositories {  
        jcenter()  
    }  
    dependencies {  
        classpath 'com.android.tools.build:gradle:2.3.0'  
        classpath "org.jetbrains.kotlin:kotlin-gradle-plugin:$kotlin_version"  
    }  
}
```


DSL

```
buildscript {  
    ext.kotlin_version = '1.1.51'  
    repositories {  
        jcenter()  
    }  
    dependencies {  
        classpath 'com.android.tools.build:gradle:2.3.0'  
        classpath "org.jetbrains.kotlin:kotlin-gradle-plugin:$kotlin_version"  
    }  
}
```

DSL

```
buildscript {  
    ext.kotlin_version = '1.1.51'  
    repositories {  
        jcenter()  
    }  
    dependencies {  
        classpath 'com.android.tools.build:gradle:2.3.0'  
        classpath "org.jetbrains.kotlin:kotlin-gradle-plugin:$kotlin_version"  
    }  
}
```

DSL

```
buildscript {  
    extra["kotlinVersion"] = "1.1.51"  
    repositories {  
        jcenter()  
    }  
  
    val kotlinVersion: String by extra  
    dependencies {  
        classpath("com.android.tools.build:gradle:2.3.0")  
        classpath("org.jetbrains.kotlin:kotlin-gradle-plugin:$kotlinVersion")  
    }  
}
```

DSL

```
html {  
    head {  
        title { +"XML encoding with Kotlin" }  
    }  
    body {  
        h1 { +"XML encoding with Kotlin" }  
        p { +"this format can be used as an alternative markup to XML" }  
        // an element with attributes and text content  
        a(href = "http://jetbrains.com/kotlin") { +"Kotlin" }  
    }  
}
```

See: <https://try.kotl.in/#/Examples/Longer%20examples/HTML%20Builder/HTML%20Builder.kt>

```
html {  
    head {  
        title { +"XML encoding with Kotlin"  
        }  
    }  
    body {  
        h1 { +"XML encoding with Kotlin"  
        }  
        p { +"this format can be used as an alternative markup to XML"  
        }  
        // an element with attribute  
        a(href = "http://jetbrains.com/kotlin")  
        {  
        }  
    }  
}
```

```
<html>  
  <head>  
    <title>  
      XML encoding with Kotlin  
    </title>  
  </head>  
  <body class="fullScreen">  
    <h1>  
      XML encoding with Kotlin  
    </h1>  
    <p>  
      this format can be used as an alternative markup to XML  
    </p>  
    <a href="http://jetbrains.com/kotlin">  
      Kotlin  
    </a>  
  </body>  
</html>  
  
Process finished with exit code 0
```

DSL

```
html {  
    head {  
        title { +"XML encoding with Kotlin" }  
    }  
    body {  
        h1 { +"XML encoding with Kotlin" }  
        p { +"this format can be used as an alternative markup to XML" }  
        // an element with attributes and text content  
        a(href = "http://jetbrains.com/kotlin") { +"Kotlin" }  
    }  
}
```

See: <https://try.kotl.in/#/Examples/Longer%20examples/HTML%20Builder/HTML%20Builder.kt>

DSL

```
html {  
    head {  
        title { +"XML encoding with Kotlin" }  
    }  
    body {  
        attributes["class"] = "fullScreen"  
        h1 { +"XML encoding with Kotlin" }  
        p { +"this format can be used as an alternative markup to XML" }  
        // an element with attributes and text content  
        a(href = "http://jetbrains.com/kotlin") { +"Kotlin" }  
    }  
}
```

```
html {  
    head {  
        title { +"XML encoding with Kotlin"  
        }  
    }  
    body {  
        attributes["class"] = "fullScreen"  
        h1 { +"XML encoding with Kotlin"  
        }  
        p { +"this format can be used as an alternative markup to XML"  
        }  
        // an element with attributes  
        a(href = "http://jetbrains.com/kotlin")  
    }  
}
```

```
<html>  
  <head>  
    <title>  
      XML encoding with Kotlin  
    </title>  
  </head>  
  <body class="fullScreen">  
    <h1>  
      XML encoding with Kotlin  
    </h1>  
    <p>  
      this format can be used as an alternative markup to XML  
    </p>  
    <a href="http://jetbrains.com/kotlin">  
      Kotlin  
    </a>  
  </body>  
</html>
```

Process finished with exit code 0


DSL

```
html {  
    head {  
        title { +"XML encoding with Kotlin" }  
    }  
    body {  
        attributes["class"] = "fullScreen"  
        h1 { +"XML encoding with Kotlin" }  
        p { +"this format can be used as an alternative markup to XML" }  
        // an element with attributes and text content  
        a(href = "http://jetbrains.com/kotlin") { +"Kotlin" }  
    }  
}
```

DSL

```
html {  
    head {  
        title { +"XML encoding with Kotlin" }  
    }  
    body {  
        "class"("fullScreen")  
        h1 { +"XML encoding with Kotlin" }  
        p { +"this format can be used as an alternative markup to XML" }  
        // an element with attributes and text content  
        a(href = "http://jetbrains.com/kotlin") { +"Kotlin" }  
    }  
}
```

DSL

```
html {  
    head {  
        title { +"XML encoding with Kotlin" }  
    }  
    body {  
        "class"("fullScreen")  operator fun String.invoke(value: String){  
            attributes[this] = value  
        }  
        h1 { +"XML encoding with Kotlin" }  
        p { +"this format can be used as an alternative markup to XML" }  
        // an element with attributes and text content  
        a(href = "http://jetbrains.com/kotlin") { +"Kotlin" }  
    }  
}
```

DSL

```
html {  
    head {  
        title { +"XML encoding with Kotlin" }  
    }  
    body {  
        "class"("fullScreen")  
        h1 { +"XML encoding with Kotlin" }  
        p { +"this format can be used as an alternative markup to XML" }  
        // an element with attributes and text content  
        a(href = "http://jetbrains.com/kotlin") { +"Kotlin" }  
    }  
}
```

DSL

```
html {  
    head {  
        title { +"XML encoding with Kotlin" }  
    }  
    body {  
        "class"("fullScreen")  
        h1 { +"XML encoding with Kotlin" }  
        p { +"this format can be used as an alternative markup to XML" }  
        // an element with attributes and text content  
        a(href = "http://jetbrains.com/kotlin") { +"Kotlin" }  
        "android"{  
            "Kotlin"{ +"We have started using Kotlin in Android!!" }  
        }  
    }  
}
```

DSL

```
html {  
    head {  
        title { +"XML encoding with Kotlin"  
        }  
    }  
    body {  
        "class"("fullScreen")  
        h1 { +"XML encoding with Kotlin"  
        }  
        p { +"this format can be used as an alternative markup to XML"  
        }  
        // an element with attributes and content  
        a(href = "http://jetbrains.com/kotlin")  
        "android"{  
            "Kotlin"{ +"We have started using Kotlin in Android!!"  
            }  
        }  
    }  
}
```

```
<html>  
  <head>  
    <title>  
      XML encoding with Kotlin  
    </title>  
  </head>  
  <body class="fullScreen">  
    <h1>  
      XML encoding with Kotlin  
    </h1>  
    <p>  
      this format can be used as an alternative markup to XML  
    </p>  
    <a href="http://jetbrains.com/kotlin">  
      Kotlin  
    </a>  
    <android>  
      <Kotlin>  
        We have started using Kotlin in Android!!  
      </Kotlin>  
    </android>  
  </body>  
</html>
```

Process finished with exit code 0

DSL

```
html {  
    head {  
        title { +"XML encoding with Kotlin" }  
    }  
    body {  
        "class"("fullScreen")  
        h1 { +"XML encoding with Kotlin" }  
        p { +"this format can be used as an alternative markup to XML" }  
        // an element with attributes and text content  
        a(href = "http://jetbrains.com/kotlin") { +"Kotlin" }  
        "android"{  
            "Kotlin"{ +"We have started using Kotlin in Android!!" }  
        }  
    }  
}
```

DSL

```
html {  
    head {  
        title { +"XML encoding with Kotlin" }  
    }  
    body {  
        "class"("fullScreen")  
        h1 { +"XML encoding with Kotlin" }  
        p { +"this format can be used as an alternative markup to XML" }  
        // an element with attributes and text content  
        a(href = "http://jetbrains.com/kotlin") { +"Kotlin" }  
        "android"{  
            "Kotlin"{ +"We have started using Kotlin in Android!!" }  
        }  
    }  
}
```



```
operator fun String.invoke(init: BodyTag.() -> Unit)  
= object: BodyTag(this@invoke){}  
    .apply { this@Tag.initTag(this, init) }
```


反射

- 一个 2.5M 大小的 jar 包 compile **"org.jetbrains.kotlin:kotlin-reflect:\$kotlin_version"**
- 不支持的 built-in Kotlin types
- 还没来得及优化的性能

	构造对象	访问属性	修改属性	调用方法
Java 反射	12.7	25.2	12.2	18.8
Kotlin 反射	14938.0	85247.5	1316.7	326.3

[Kotlin 公众号文章：Kotlin 反射你敢用吗？](#)

Kotlin-Android-Extensions

apply **plugin: 'com.android.application'**

apply **plugin: 'kotlin-android'**

Kotlin-Android-Extensions

apply **plugin: 'com.android.application'**

apply **plugin: 'kotlin-android'**

apply **plugin: 'kotlin-android-extensions'**

Kotlin-Android-Extensions

<RelativeLayout

```
xmlns:android="http://schemas.android.com/apk/res/android"  
android:layout_width="match_parent"  
android:layout_height="match_parent">
```

<TextView

```
android:id="@+id/textView"  
android:layout_width="wrap_content"  
android:layout_height="wrap_content"  
android:layout_centerInParent="true"  
android:text="Hello World!"/>
```

</RelativeLayout>

Kotlin-Android-Extensions

```
□ <RelativeLayout
  xmlns:android="http://schemas.android.com/apk/res/android"
  android:layout_width="match_parent"
  android:layout_height="match_parent">

  <TextView
    android:id="@+id/textView"
    android:layout_width="wrap_content"
    android:layout_height="wrap_content"
    android:layout_centerInParent="true"
    android:text="Hello World!"/>

</RelativeLayout>
```

```
□ class MainActivity : AppCompatActivity() {
  override fun onCreate(savedInstanceState: Bundle?) {
    super.onCreate(savedInstanceState)
    setContentView(R.layout.activity_main)
    textView.text = "Hello"
  }
}
```

Kotlin-Android-Extensions

```
<RelativeLayout
  xmlns:android="http://schemas.android.com/apk/res/android"
  android:layout_width="match_parent"
  android:layout_height="match_parent">

  <TextView
    android:id="@+id/textView"
    android:layout_width="wrap_content"
    android:layout_height="wrap_content"
    android:layout_centerInParent="true"
    android:text="Hello World!"/>

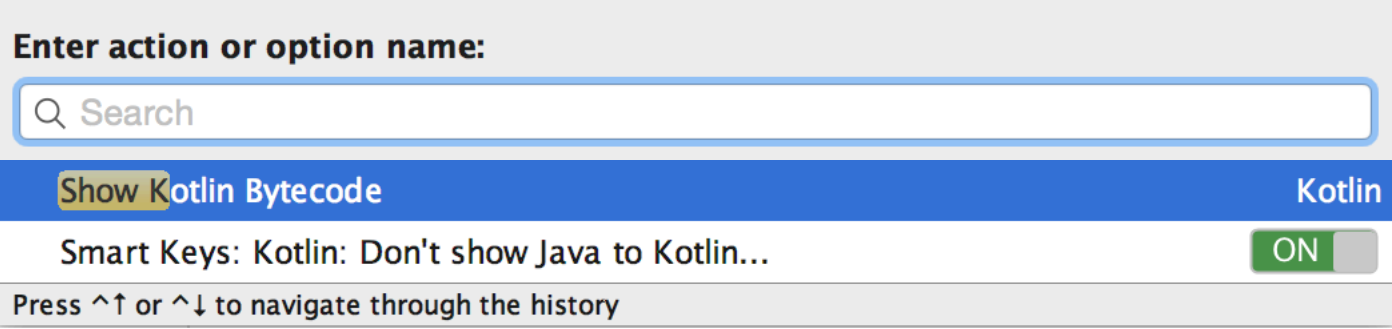
</RelativeLayout>
```

```
class MainActivity : AppCompatActivity() {
  override fun onCreate(savedInstanceState: Bundle?) {
    super.onCreate(savedInstanceState)
    setContentView(R.layout.activity_main)
    textView.text = "Hello"
  }
}
```

Kotlin-Android-Extensions

```
class MainActivity : AppCompatActivity() {
```

```
    override fun onCreate(savedInstanceState: Bundle?) {  
        super.onCreate(savedInstanceState)  
        setContentView(R.layout.activity_main)  
        findViewById(R.id.textView).text = "Hello"  
    }  
}
```

A screenshot of an IDE search bar. The search bar is titled "Enter action or option name:" and contains a search input field with the text "Search". Below the search bar, there are two search results. The first result is "Show Kotlin Bytecode" with "Kotlin" on the right. The second result is "Smart Keys: Kotlin: Don't show Java to Kotlin..." with a toggle switch labeled "ON". At the bottom of the search bar, there is a hint: "Press ^↑ or ^↓ to navigate through the history".

Kotlin-Android-Extensions

LINENUMBER 11 L2

ALOAD 0

GETSTATIC com/bennyhuo/testrelection/R\$id.textView : l

INVOKEVIRTUAL com/bennyhuo/testrelection/MainActivity._\$_findCachedViewById (I)Landroid/view/View;

CHECKCAST android/widget/TextView

LDC "Hello"

CHECKCAST java/lang/CharSequence

INVOKEVIRTUAL android/widget/TextView.setText (Ljava/lang/CharSequence;)V

Kotlin-Android-Extensions

LINENUMBER 11 L2

ALOAD 0

GETSTATIC com/bennyhuo/testrelection/R\$id.textView : I

INVOKEVIRTUAL com/bennyhuo/testrelection/MainActivity._\$_findCachedViewById (I)Landroid/view/View;

CHECKCAST android/widget/TextView

LDC "Hello"

CHECKCAST java/lang/CharSequence

INVOKEVIRTUAL android/widget/TextView.setText (Ljava/lang/CharSequence;)V

Kotlin-Android-Extensions

```
<?xml version="1.0" encoding="utf-8"?>
<FrameLayout
    xmlns:android="http://schemas.android.com/apk/res/android"
    android:layout_width="match_parent"
    android:layout_height="wrap_content"
    android:padding="10dp">

    <TextView
        android:id="@+id/name"
        android:layout_width="wrap_content"
        android:layout_height="wrap_content"
        android:layout_gravity="center_vertical"
        android:layout_marginLeft="10dp"
        android:textColor="#000"
        android:textSize="16sp"/>

</FrameLayout>
```

Kotlin-Android-Extensions

```
□ <?xml version="1.0" encoding="utf-8"?>
```

```
<FrameLayout
```

```
    xmlns:android="http://schemas.android.com/apk/res/android"  
    android:layout_width="match_parent"  
    android:layout_height="wrap_content"  
    android:padding="10dp">
```

```
<TextView
```

```
    android:id="@+id/name"  
    android:layout_width="wrap_content"  
    android:layout_height="wrap_content"  
    android:layout_gravity="center_vertical"  
    android:layout_marginLeft="10dp"  
    android:textColor="#000"  
    android:textSize="16sp"/>
```

```
</FrameLayout>
```

```
□
```

```
override fun getView(position: Int,
```

```
    convertView: View?,
```

```
    parent: ViewGroup
```

```
): View {
```

```
    val view = convertView
```

```
        ?: inflater.inflate(R.layout.item, parent, false)
```

```
    view.name.text = "benny"
```

```
    return view
```

```
}
```

Kotlin-Android-Extensions

- ```
<?xml version="1.0" encoding="utf-8"?>
<FrameLayout
 xmlns:android="http://schemas.android.com/apk/res/android"
 android:layout_width="match_parent"
 android:layout_height="wrap_content"
 android:padding="10dp">

 <TextView
 android:id="@+id/name"
 android:layout_width="wrap_content"
 android:layout_height="wrap_content"
 android:layout_gravity="center_vertical"
 android:layout_marginLeft="10dp"
 android:textColor="#000"
 android:textSize="16sp"/>

</FrameLayout>
```
- ```
override fun getView(position: Int,
    convertView: View?,
    parent: ViewGroup
): View {
    val view = convertView
        ?: inflater.inflate(R.layout.item, parent, false)
    view.name.text = "benny"
    return view
}
```

Anko 扩展

```
compile "org.jetbrains.anko:anko:$anko_version"
```

Anko 扩展

```
button.setOnClickListener(new View.OnClickListener() {  
    @Override  
    public void onClick(View v) {  
        Toast.makeText(TestActivity.this, "I'm clicked!", Toast.LENGTH_SHORT);  
    }  
});
```

Anko 扩展

```
button.setOnClickListener(View.OnClickListener {  
    Toast.makeText(this@MainActivity, "I'm clicked!", Toast.LENGTH_SHORT)  
})
```

Anko 扩展

```
button.setOnClickListener({  
    Toast.makeText(this@MainActivity, "I'm clicked!", Toast.LENGTH_SHORT)  
})
```


Anko 扩展

```
button.setOnClickListener{  
    Toast.makeText(this@MainActivity, "I'm clicked!", Toast.LENGTH_SHORT)  
}
```

Anko 扩展

```
button.onClick {  
    Toast.makeText(this@MainActivity, "I'm clicked!", Toast.LENGTH_SHORT)  
}
```

Anko 扩展

```
button.onClick {  
    Toast.makeText(this@MainActivity, "I'm clicked!", Toast.LENGTH_SHORT).show()  
}
```

Anko 扩展

```
button.onClick {  
    toast("I'm clicked!")  
}
```

Anko 扩展

```
AlertDialog alertDialog = new AlertDialog.Builder(this)
    .setTitle("警告！ ")
    .setMessage("95后都在玩，再不学 Kotlin 就说明你老啦！ ")
    .setPositiveButton("朕知道了", new DialogInterface.OnClickListener() {
        @Override
        public void onClick(DialogInterface dialog, int which) {
            dialog.dismiss();
        }
    })
    .setNegativeButton("朕就不学", new DialogInterface.OnClickListener() {
        @Override
        public void onClick(DialogInterface dialog, int which) {
            Toast.makeText(TestActivity.this, "反了你们了", Toast.LENGTH_SHORT).show();
            dialog.dismiss();
        }
    }).create();
alertDialog.show();
```

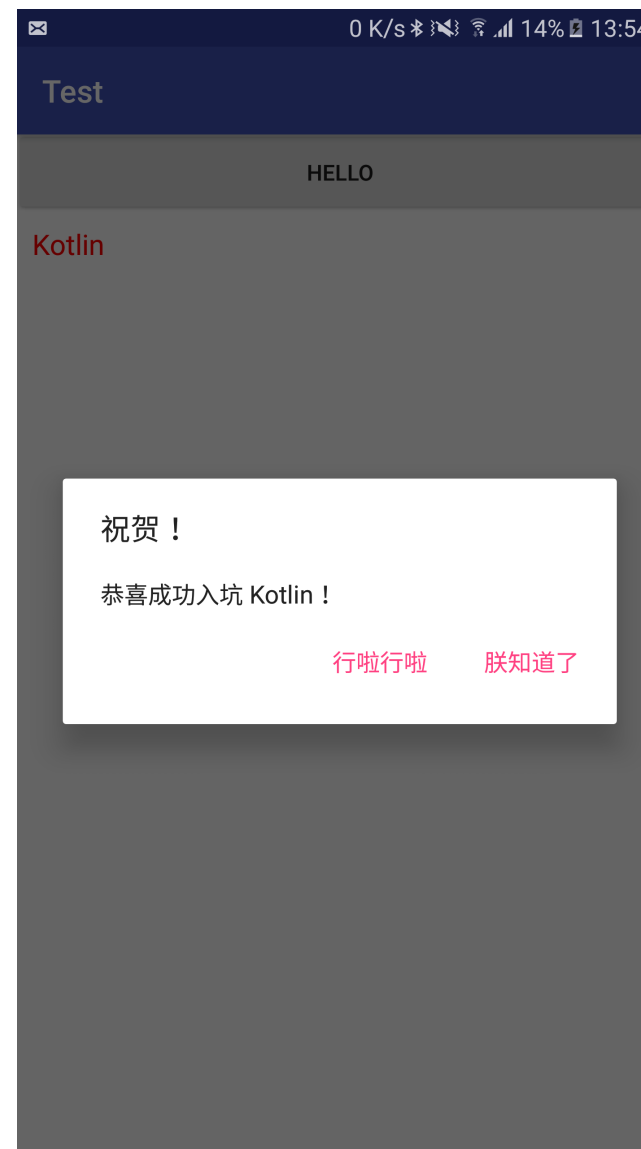
Anko 扩展

```
alert {  
    title = "祝贺！"  
    message = "恭喜成功入坑 Kotlin！"  
    positiveButton("朕知道了"){  
        toast("多大点儿事儿")  
    }  
    negativeButton("行啦行啦"){  
        toast("退下吧")  
    }  
}.show()
```

Anko 扩展

```

alert {
    title = "祝贺！"
    message = "恭喜成功入坑 Kotlin！"
    positiveButton("朕知道了"){
        toast("多大点儿事儿")
    }
    negativeButton("行啦行啦"){
        toast("退下吧")
    }
}.show()
    
```



Anko 布局

```
class MainActivity : AppCompatActivity() {
```

```
    override fun onCreate(savedInstanceState: Bundle?) {
```

```
        super.onCreate(savedInstanceState)
```

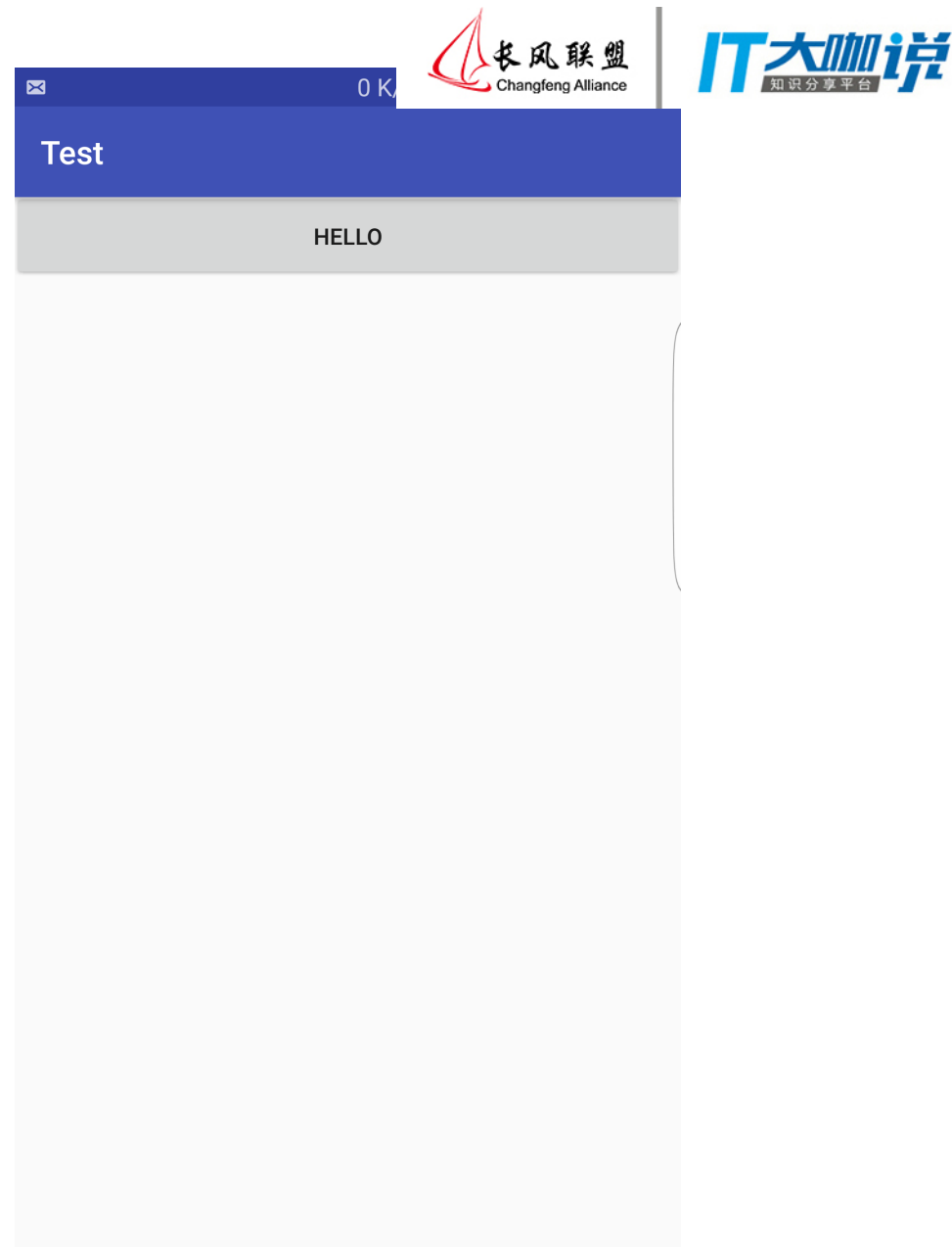
```
        verticalLayout {
```

```
            button("Hello")
```

```
        }
```

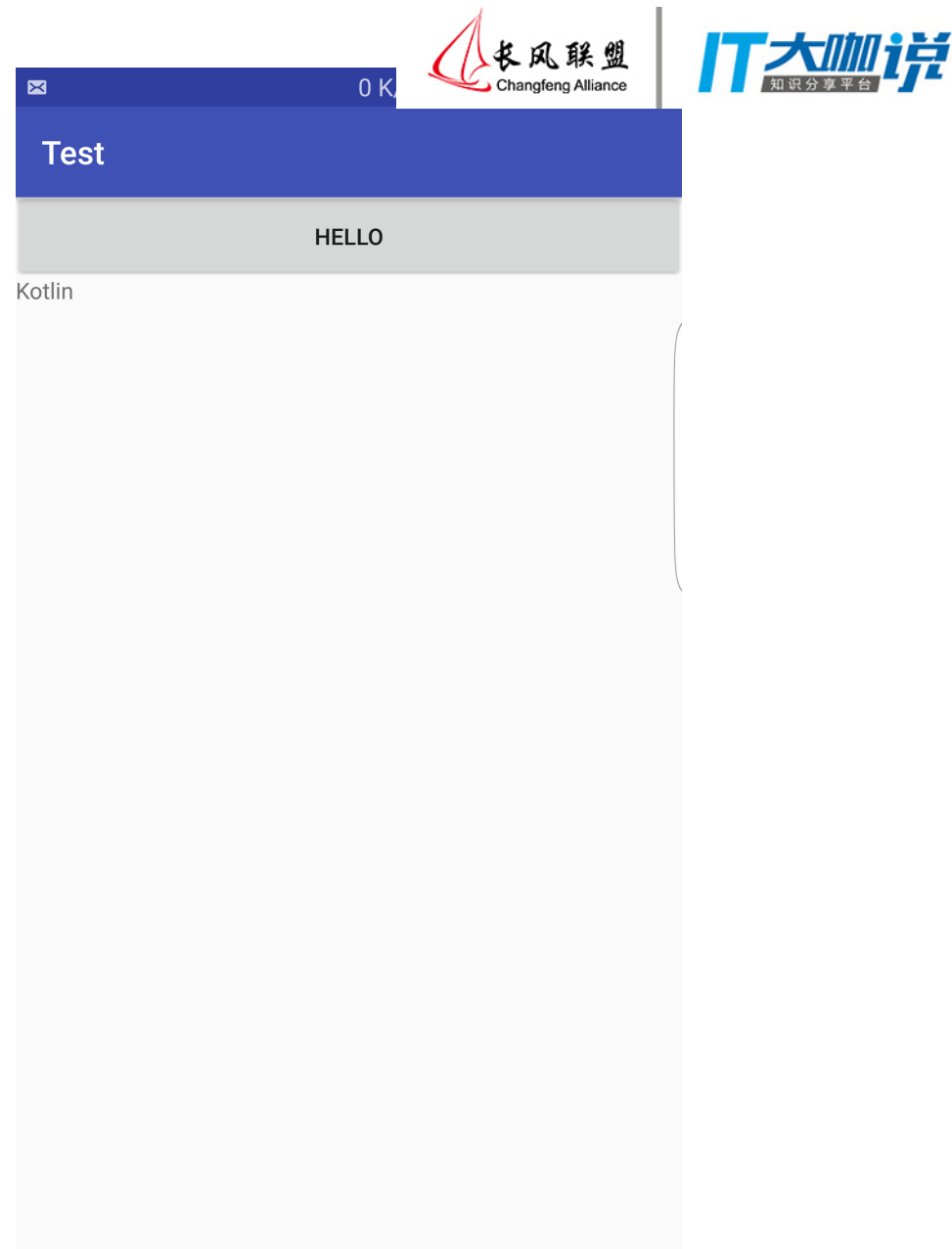
```
    }
```

```
}
```



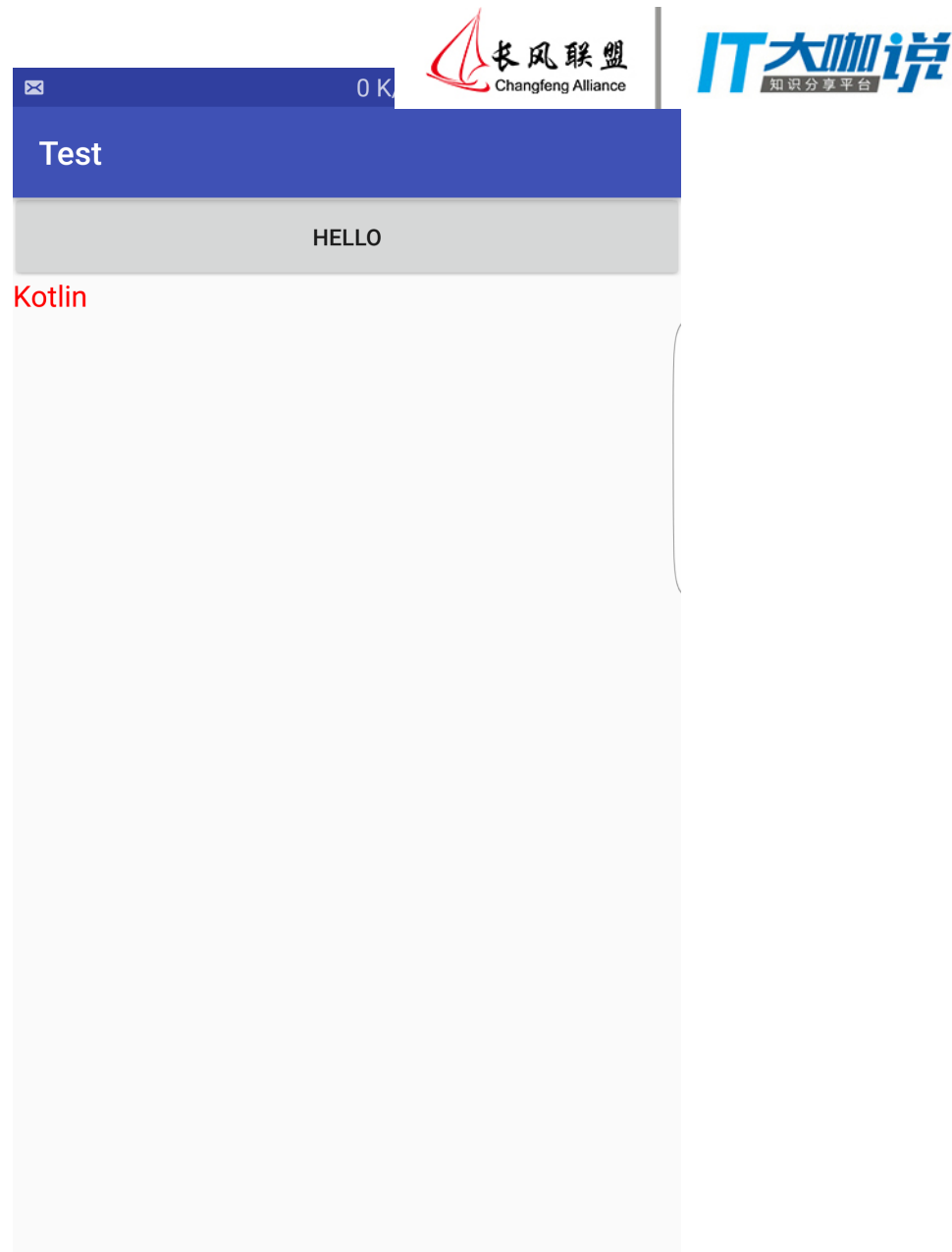
Anko 布局

```
verticalLayout {  
    button("Hello")  
    textView("Kotlin")  
}
```



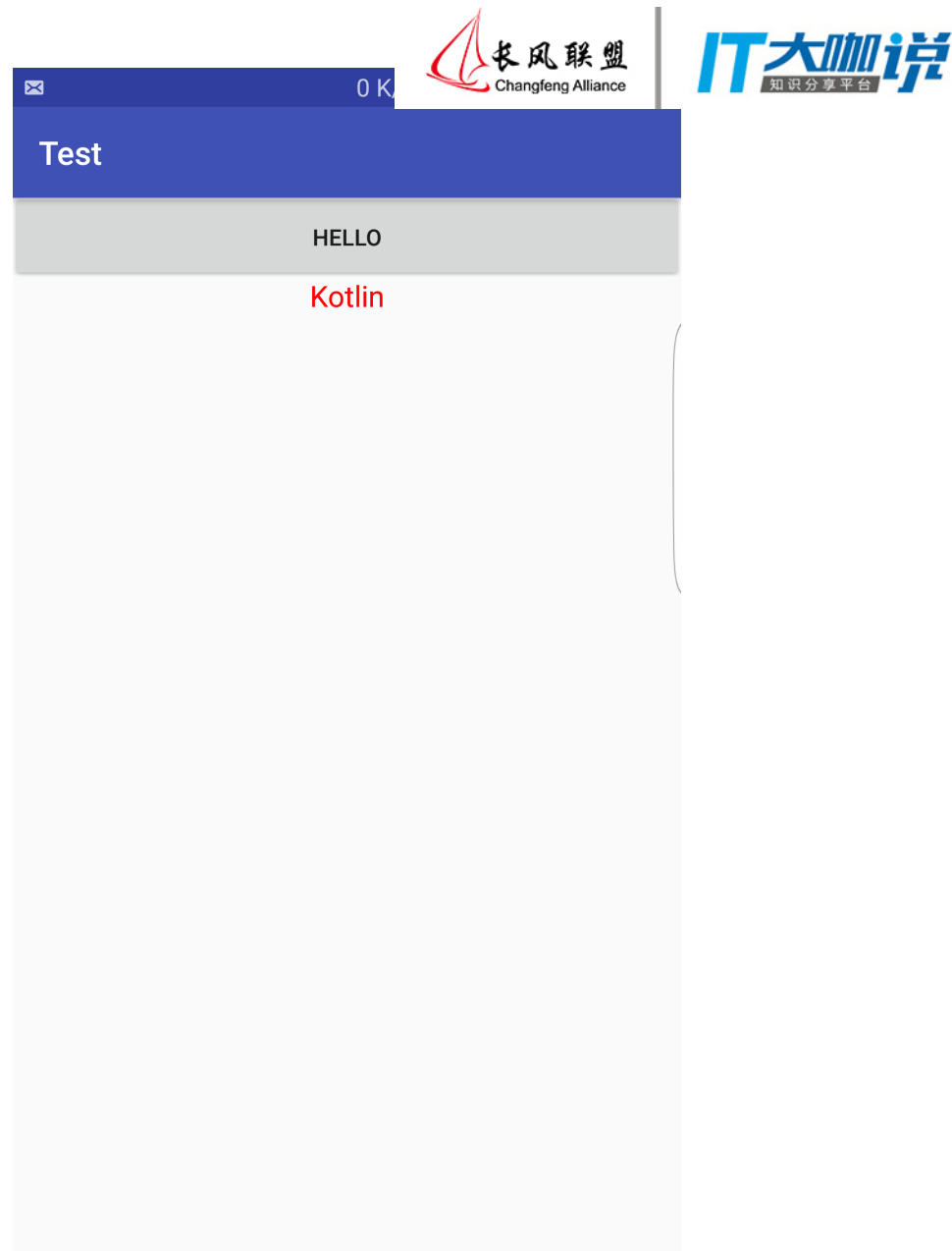
Anko 布局

```
verticalLayout {  
    button("Hello")  
    textView("Kotlin"){  
        textSize = 18f  
        textColor = Color.RED  
    }  
}
```



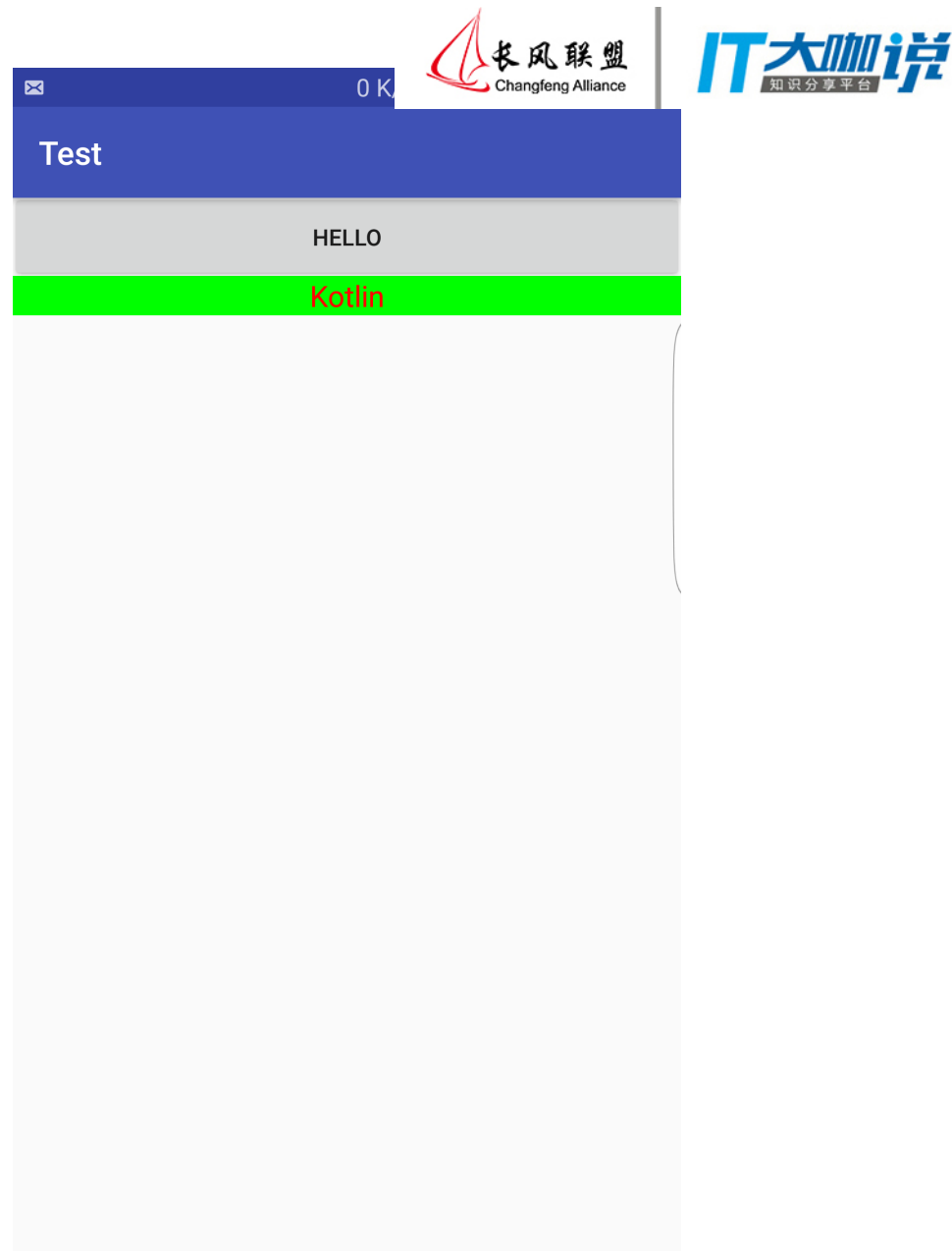
Anko 布局

```
verticalLayout {  
    button("Hello")  
    textView("Kotlin"){  
        textSize = 18f  
        textColor = Color.RED  
        gravity = Gravity.CENTER  
    }  
}
```



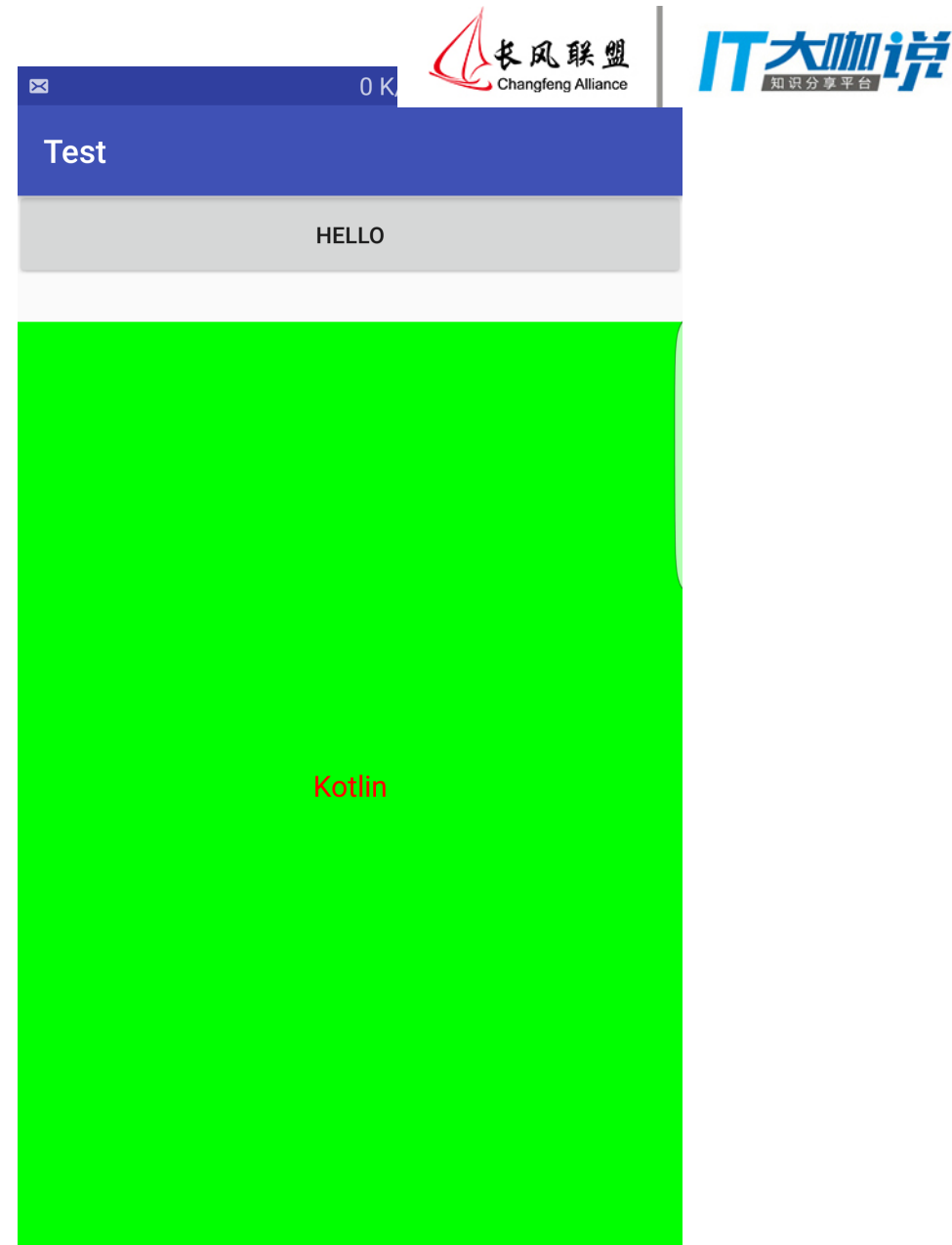
Anko 布局

```
verticalLayout {  
    button("Hello")  
    textView("Kotlin"){  
        textSize = 18f  
        textColor = Color.RED  
        gravity = Gravity.CENTER  
        backgroundColor = Color.GREEN  
    }  
}
```



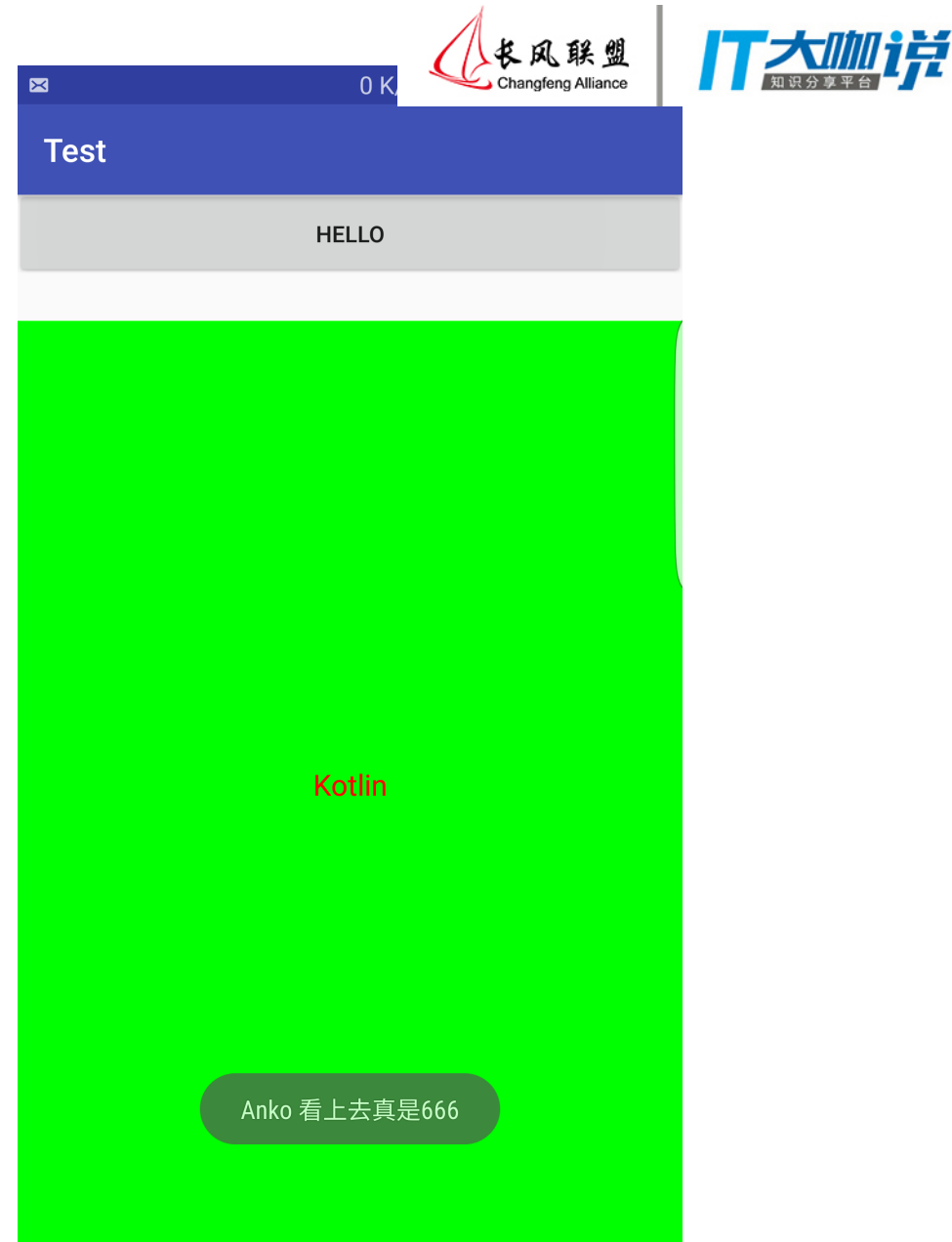
Anko 布局

```
verticalLayout {  
    button("Hello")  
    textView("Kotlin"){  
        textSize = 18f  
        textColor = Color.RED  
        gravity = Gravity.CENTER  
        backgroundColor = Color.GREEN  
    }.lparams(matchParent, matchParent){  
        topMargin = dip(30)  
    }  
}
```



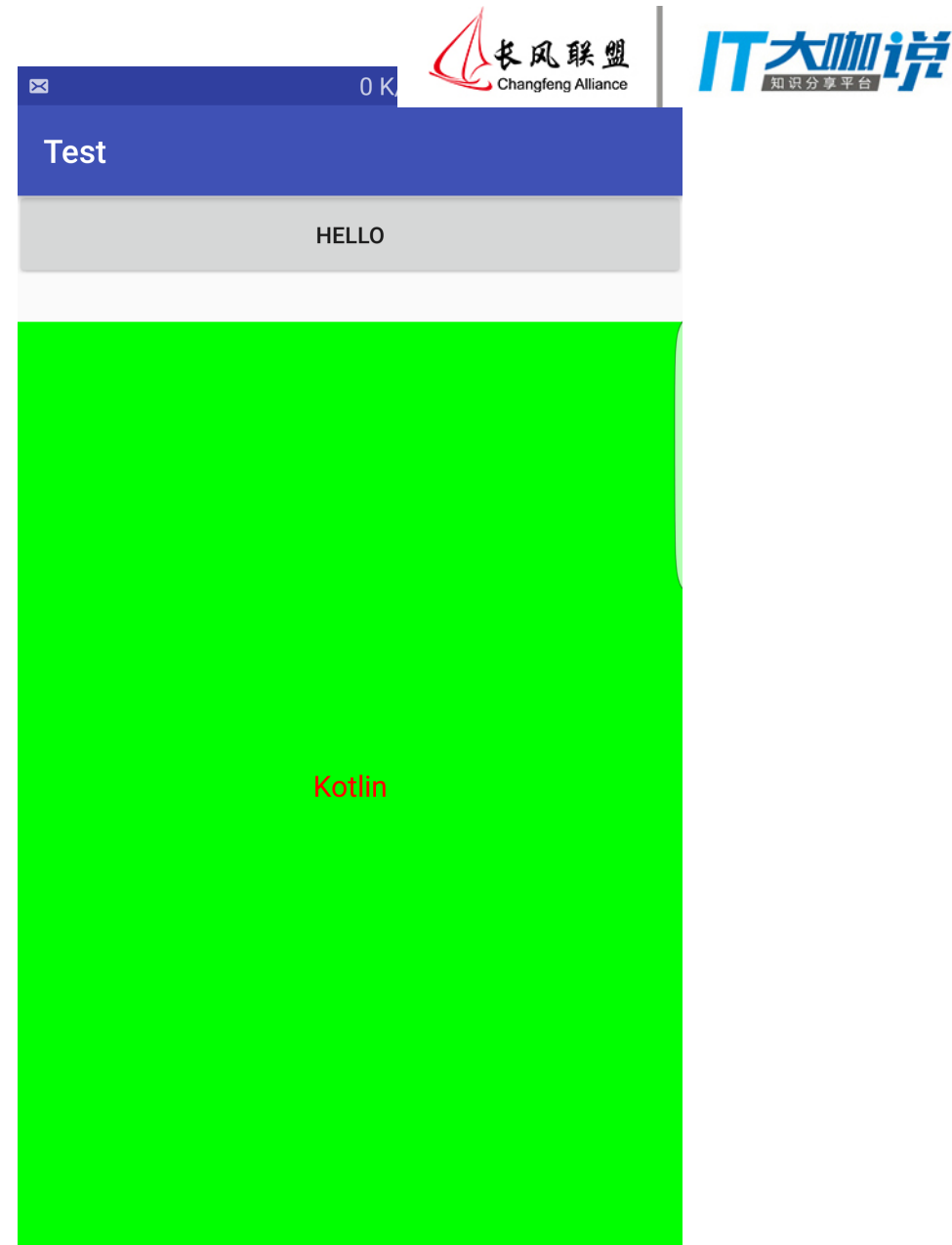
Anko 布局

```
verticalLayout {  
    button("Hello") {  
        onClick { toast("Anko 看上去真是666") }  
    }  
    textView("Kotlin"){  
        textSize = 18f  
        textColor = Color.RED  
        gravity = Gravity.CENTER  
        backgroundColor = Color.GREEN  
    }.lparams(matchParent, matchParent){  
        topMargin = dip(30)  
    }  
}
```




Anko 布局

```
verticalLayout {  
    button("Hello") {  
        onClick { toast("Anko 看上去真是666") }  
    }  
    themedTextView(  
        "Kotlin",  
        R.style.commonText  
    ).lparams(matchParent, matchParent) {  
        topMargin = dip(30)  
    }  
}
```



Anko 布局

```
<color name="red">#FF0000</color>
<color name="green">#00FF00</color>
<style name="commonText">
    <item name="android:textSize">18sp</item>
    <item name="android:textColor">@color/red</item>
    <item name="android:gravity">center</item>
    <item name="android:background">@color/green</item>
</style>
```



Anko 布局

- 无运行时开销，类型安全
- 代码更容易复用
- 预览功能受限制，必须编译才可预览
- 使用体验一般，Kotlin-Android-extensions 无效
- 除非硬编码布局可考虑使用，XML 布局仍是最佳的布局方案。

更多关于 Anko

<https://github.com/Kotlin/anko>

Coroutine

- 轻量级调度执行
- 异步代码写起来看上去如同同步代码一般
- 异常处理更轻松

Coroutine 认知三步走

- 应用
- 标准库
- 字节码

Coroutine 应用

```
interface ImageRequestCallback{  
    fun onSuccess(bitmap: Bitmap)  
    fun onError(e: Throwable)  
}  
  
fun fetchImageWithCallback(url: String, callback: ImageRequestCallback){  
    try {  
        callback.onSuccess(fetchImage(url))  
    }catch (e: Exception){  
        callback.onError(e)  
    }  
}
```

Coroutine 应用

```
interface ImageRequestCallback{
    fun onSuccess(bitmap: Bitmap)
    fun onError(e: Throwable)
}
fun fetchImageWithCallback(url: String, callback: ImageRequestCallback){
    try {
        callback.onSuccess(fetchImage(url))
    }catch (e: Exception){
        callback.onError(e)
    }
}
```

```
fetchImageWithCallback(urlA, object : ImageRequestCallback {
    override fun onSuccess(bitmap: Bitmap) {
        handler.post { imageViewA.setImageBitmap(bitmap) }
    }

    override fun onError(e: Throwable) {
        e.printStackTrace()
        handler.post { showErrorOnUi(e.message) }
    }
})
```

Coroutine 应用

使用 Kotlin.coroutines Android 库

compile **"org.jetbrains.kotlin:kotlinx-coroutines-android:\$version"**

Coroutine 应用

```
launch(UI) {  
    val imageA = async { fetchImage(urlA) }  
    val imageB = async { fetchImage(urlB) }  
    imageViewA.setImageBitmap(imageA.await())  
    imageViewB.setImageBitmap(imageB.await())  
}
```


Coroutine 应用

```
launch(UI) {  
    val imageA = async { fetchImage(urlA) }  
    val imageB = async { fetchImage(urlB) }  
    imageViewA.setImageBitmap(imageA.await())  
    imageViewB.setImageBitmap(imageB.await())  
}
```

Coroutine 应用 – Anko 扩展

compile "**org.jetbrains.anko:anko-coroutines:\$anko_version**"

Coroutine 应用 – Anko 扩展

```
launch(UI) {  
    val imageA = bg { fetchImage(urlA) }  
    val imageB = async { fetchImage(urlB) }  
    imageViewA.setImageBitmap(imageA.await())  
    imageViewB.setImageBitmap(imageB.await())  
}
```

Coroutine 应用 – Anko 扩展

```
launch(UI) {  
    val imageA = bg { fetchImage(urlA) }  
    val imageB = async { fetchImage(urlB) }  
    imageViewA.setImageBitmap(imageA.await())  
    imageViewB.setImageBitmap(imageB.await())  
}
```

Coroutine 应用 – Anko 扩展

```
internal var POOL = newFixedThreadPoolContext(2 * Runtime.getRuntime().availableProcessors(), "bg")
```

```
inline fun <T> bg(crossinline block: () -> T): Deferred<T> = async(POOL) {  
    block()  
}
```

Coroutine 应用 – Anko 扩展

```
internal var POOL = newFixedThreadPoolContext(2 * Runtime.getRuntime().availableProcessors(), "bg")
```

```
inline fun <T> bg(crossinline block: () -> T): Deferred<T> = async(POOL) {  
    block()  
}
```

Coroutine 应用 – Anko 扩展

```
launch(UI) {  
    val imageA = async { fetchImage(urlA) }  
    val imageB = async { fetchImage(urlB) }  
    imageViewA.setImageBitmap(imageA.await())  
    imageViewB.setImageBitmap(imageB.await())  
}
```

很耗时

Activity 内存泄露

Coroutine 应用 – Anko 扩展

```
val imageViewARef = imageViewA.asReference()
val imageViewBRef = imageViewB.asReference()
launch(UI) {
    val imageA = bg { fetchImage(urlA) }
    val imageB = async { fetchImage(urlB) }
    imageViewARef().setImageBitmap(imageA.await())
    imageViewBRef().setImageBitmap(imageB.await())
}
```


Coroutine 应用 – Anko 扩展

```

val imageViewARef = imageViewA.asReference()
val imageViewBRef = imageViewB.asReference()
launch(UI) {
    val imageA = bg { fetchImage(urlA) }
    val imageB = async { fetchImage(urlB) }
    im ImageView! ().setImageBitmap(imageA.await())
    imageViewBRef().setImageBitmap(imageB.await())
}
    
```

Coroutine 应用 – Anko 扩展

```
class Ref<out T : Any> internal constructor(obj: T) {  
    private val weakRef = WeakReference(obj)  
    suspend operator fun invoke(): T {  
        return suspendCoroutineOrReturn {  
            val ref = weakRef.get() ?: throw CancellationException()  
            ref  
        }  
    }  
}  
  
fun <T : Any> T.asReference() = Ref(this)
```

Coroutine 应用 – Anko 扩展

```

class Ref<out T : Any> internal constructor(obj: T) {
    private val weakRef = WeakReference(obj)
    suspend operator fun invoke(): T {
        return suspendCoroutineOrReturn {
            val ref = weakRef.get() ?: throw CancellationException()
            ref
        }
    }
}

fun <T : Any> T.asReference() = Ref(this)
  
```

No expression found

throw CancellationException()

weakRef.get()

throw CancellationException()

Nothing

weakRef.get()

T (ImageView)

T (ImageView)

```
graph TD; Nothing --> T1[T (ImageView)]; T2[T (ImageView)] --> T1;
```

Coroutine 应用 – Anko 扩展

```
val imageViewARef = imageViewA.asReference()
val imageViewBRef = imageViewB.asReference()
launch(UI) {
    val imageA = bg { fetchImage(urlA) }
    val imageB = async { fetchImage(urlB) }
    imageViewARef().setImageBitmap(imageA.await())
    imageViewBRef().setImageBitmap(imageB.await())
}
```

Coroutine 应用 – 处理异常

```
launch(UI) {  
    try {  
        ...  
    } catch (e: Exception) {  
        showErrorOnUi(e.message)  
    }  
}
```

Coroutine 应用 – 处理异常

```
launch(UI) {  
    ...  
}.invokeOnCompletion {  
    it?.printStackTrace()  
}
```

无异常时为null

Coroutine 应用 – AsyncAwait 扩展

compile 'co.metalab.asyncawait:asyncawait:1.0.0'

Coroutine 应用 – AsyncAwait 扩展

```
async {  
    val imageA = await { fetchImage(urlA) }  
    val imageB = await { fetchImage(urlB) }  
    imageViewARef().setImageBitmap(imageA)  
    imageViewBRef().setImageBitmap(imageB)  
}.onError {  
    showErrorOnUi(it.message)  
}.finally{  
    releaseRefs()  
}
```

Coroutine 应用对比

```
async {  
    val imageA = await { fetchImage(urlA) }  
    val imageB = await { fetchImage(urlB) }  
    imageViewARef().setImageBitmap(imageA)  
    imageViewBRef().setImageBitmap(imageB)  
}.onError {  
    showErrorOnUi(it.message)  
}.finally{  
    releaseRefs()  
}
```

```
launch(UI) {  
    val imageA = async { fetchImage(urlA) }  
    val imageB = async { fetchImage(urlB) }  
    imageViewARef().setImageBitmap(imageA.await())  
    imageViewBRef().setImageBitmap(imageB.await())  
}.invokeOnCompletion {  
    it?.printStackTrace()  
}
```



有何不同?

Coroutine 认知三步走

- 应用
- 标准库：较为底层，主要提供给应用层框架开发者使用
- 字节码：主要提供给编译器用

可参考Kotlin 公众号文章：

- [深入理解 Kotlin Coroutine](#)
- [深入理解 Kotlin Coroutine \(2\)](#)
- [深入理解 Kotlin Coroutine \(3\)](#)

案例参考

案例参考 – 腾讯云图床上传工具

- 地址：[QCloudImageUploaderForMarkDown](#)
- 简介：一个完整的 JVM 程序，涉及文件操作、属性读写、正则表达式等内容。可以一键上传文件夹下所有图片到腾讯云并替换对应的 Markdown 文件中的图片地址。

案例参考 – 腾讯云图床上传工具

- 腾讯云图床上传工具使用方法
 - 开通腾讯云对象存储服务
 - 在腾讯云上创建对象存储的 Bucket
 - 获取 AppId、SecretId、SecretKey、BucketName 以及区域（例如华北就是tj）
 - 配置好 conf 目录下面的 settings.properties 文件

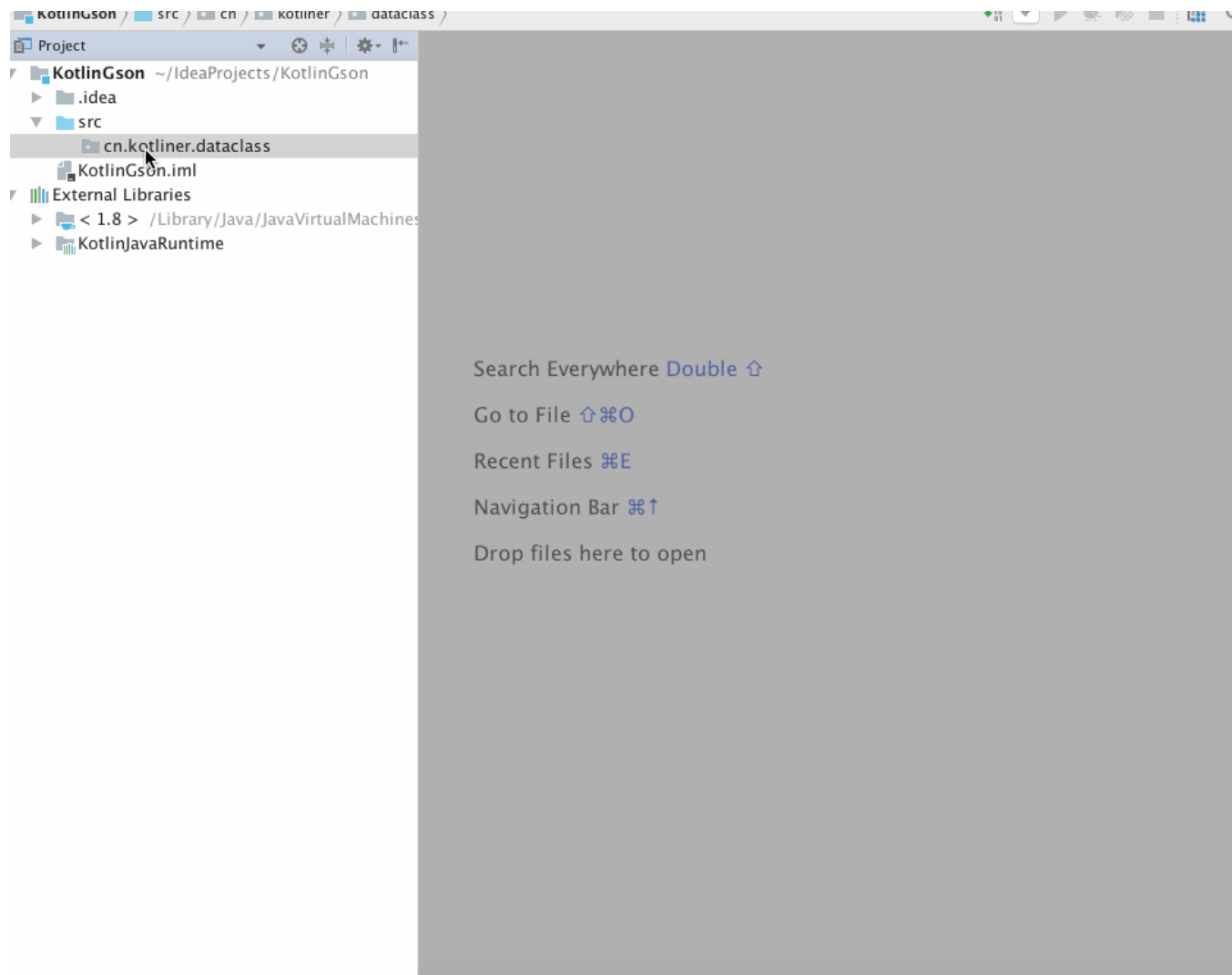
番外篇：博客/公众号文章编辑器

- MWEB：Markdown 本地编辑器
 - 支持复制图片直接粘贴到 Markdown
 - 支持博客目录文件管理（例如 Hexo 搭建的博客等）
 - 支持部分图床的上传（七牛、WordPress 等）
- 微信公众号排版工具：<http://md.barretlee.com/>
- 腾讯云图床上传工具
 - 支持以目录为单位上传和单文件上传，同一目录图片不重复上传
 - 支持直接替换原文档图片地址，可选择图片传后即删

案例参考 – Kotlin 版 GsonFormat

- 地址：[NewDataClassAction](#)
- 简介：将 Json 数据转换为 Kotlin data class 的 IntelliJ 插件。

案例参考 – Kotlin 版 GsonFormat




案例参考 – Kotlin 版 GsonFormat

```
{  
  "name": "Bennyhuo",  
  "company": "@Tencent",  
  "site": "www.kotliner.cn",  
  "location": "Beijing",  
  "email": "enbandari@qq.com",  
  "bio": "微信公众号 Kotlin"  
}
```

案例参考 – Kotlin 版 GsonFormat

```
{  
  "name": "Bennyhuo",  
  "company": "@Tencent",  
  "site": "www.kotliner.cn",  
  "location": "Beijing",  
  "email": "enbandari@qq.com",  
  "bio": "微信公众号 Kotlin"  
}
```



```
data class User(var name: String,  
  var company: String,  
  var site: String,  
  var location: String,  
  var email: String,  
  var bio: String)
```

案例参考 – 谷歌官方 Android 案例

- 地址：[Android Samples](#)
- 简介：官方给出了较多案例，可供大家参考如何将 Kotlin 应用到 Android 开发当中。

案例参考 – Kotlin 版设计模式

- 地址：[Design-Patterns-In-Kotlin](#)
- 简介：使用 Kotlin 编写的设计模式案例

Table of Contents

- Behavioral Patterns
 - Observer / Listener
 - Strategy
 - Command
 - State
 - Chain of Responsibility
 - Visitor
- Creational Patterns
 - Builder / Assembler
 - Factory Method
 - Singleton
 - Abstract Factory
- Structural Patterns
 - Adapter
 - Decorator
 - Facade
 - Protection Proxy

案例参考 – Kotlin 版设计模式

```
class Printer(val stringFormatterStrategy: (String) -> String) {  
    fun printString(string: String)  
        = println(stringFormatterStrategy.invoke(string))  
}
```

```
val lowerCaseFormatter: (String) -> String = { it.toLowerCase() }
```

```
val upperCaseFormatter = { it: String -> it.toUpperCase() }
```

案例参考 – Kotlin 版 ButterKnife

- 地址：[kotterknife](#)
- 简介：出自 Jake Wharton 之手，是属性代理的很好的学习案例。

案例参考 – Kotlin 版 ButterKnife

```
public class PersonView(context: Context, attrs: AttributeSet?)  
    : LinearLayout(context, attrs) {  
    val firstName: TextView by bindView(R.id.first_name)  
    val lastName: TextView by bindView(R.id.last_name)  
}
```

案例参考 – 协程框架 AsyncAwait

- 地址：[AsyncAwait](#)
- 简介：使用标准库 API 实现的协程封装，麻雀虽小五脏俱全，如果你想了解标准库中的协程 API，又无意于深入研究和扩展协程框架，推荐阅读它的源码。

案例参考 – 协程框架 Kotlin.coroutines

- 地址：kotlin.coroutines
- 简介：官方提供的协程框架，提供了较为完善和丰富的协程框架体系。如果你想更进一步深入学习研究 Kotlin 协程 API 的原理和使用，建议你仔细阅读这个框架。

“

纸上得来终觉浅，绝知此事要躬行

”

谢谢大家！